

Pneumatic universal seed drill technology
TERRASEM

 **PÖTTINGER**

Perfect, efficient sowing



For the highest flexibility



In addition to optimum soil and weather conditions, choosing the right seed drill technology is essential for perfect seed emergence. PÖTTINGER's TERRASEM universal seed drill technology combines tillage, consolidation and drilling in a single machine: the perfect combination of high output, excellent reliability and precision seed placement to meet your requirements.

Table of contents

The third generation TERRASEM	4-5
Pneumatic universal seed drill technology	6-7
Perfect, efficient sowing for the best emergence	8-11
Optimum seedbed	12-17
WAVE DISC for minimum tillage with strip-till soil cultivation	18-21
Coulter expertise for the perfect seed slot	22-23
Wide range of applications	24-29
TERRASEM CLASSIC universal seed drills	30-35
TERRASEM universal seed drill combinations	36-41
TERRASEM FERTILIZER universal seed drill combinations	42-45
TEGOSEM flexible hopper	46-47
All the advantages at a glance	48-49
Digital agricultural technology	
Intelligent operation	50-51
Profiline comfort control	52-53
Our input – your output	54-55
Accessories / Technical data	
Exact metering for every type of seed	56-57
Accessories	58-59
Technical data	60-61
MyPÖTTINGER / ORIGINAL PARTS	62-63

All information on technical data, dimensions, weights, output, etc. and the images shown, are approximate and are not binding. The machines shown do not feature country-specific equipment and may include equipment that is not supplied as standard, or is not available in all regions. Your PÖTTINGER dealership would be pleased to provide you with more information.

The third generation TERRASEM



Our answer to the latest market requirements

The demand from the field: a machine that is even more reliable and is designed to offer the highest level of user-friendliness. In addition, the flexibility of the seed drill is engineered to maximise efficiency.

Our solution: The third generation TERRASEM universal seed drill technology from PÖTTINGER. With the new X configuration of the tillage tools, the straight running of the machine is guaranteed 100 percent. The seed placement depth is adjusted centrally without having to leave the cab. New, larger seed hoppers increase the output. One machine, three different sowing material configurations with a choice of seed placement points to increase operational flexibility.

TERRASEM universal seed drills cover every situation

The seed drill combinations featuring passive seedbed preparation deliver an impressive performance with their precision universal metering and perfect coulter system to guarantee exact seed placement. Flexible operation and being able to process 3 components simultaneously at a consistently high output translates into optimum sowing for the best seed emergence.

Each feature on PÖTTINGER's TERRASEM is designed to increase productivity. At the end of the day you increase your profit.

- Highly flexible with pressurised hopper system for successful sowing
- Robust construction with maximum output
- Coulter technology for large area output and a uniform, clean seed slot
- Suitable for mulch drilling, minimum tillage as well as seeding on ploughed fields
- Maintenance-free tillage tools and coulters

Pneumatic universal seed drill technology

The soil is the basis for agriculture and forestry and is one of the world's most important yet limited resources. Soils are the essence of our life since they provide the basis for nutrition for us and our livestock. Healthy soil is the prerequisite for optimising your yield.

There are many factors involved in sowing. The optimum sowing time depends on the type of plant, the duration of sunshine, and on temperature. These factors influence, among other things, the choice of variety in crop production and crop rotation. Only exact and uniform seed placement combined with optimum covering of the seed guarantees homogeneous seed germination.



Testimonial: Igor Kunitskyi, DP Agrofirma Luga-Nova, Volyn Oblast, Ukraine

“We have two TERRASEM seed drills. Because we farm more than 14,000 hectares, it is important to us that the machine is easy to operate and reliable. With the latest generation of TERRASEM, all the settings are done conveniently using the terminal so you only need to leave the cab for calibration. All the parameters are displayed on the screen and can be adjusted in real time. Sowing quality is consistent and there are two additional options for applying fertiliser, which is very important to us in the current environment.”

Pure flexibility

Multiple sowing options

Single shoot, double shoot and double shoot-mix are the key to perfect emergence. Depending on your soil conditions and crop rotation, with the TERRASEM FERTILIZER models you can choose between drilling seed, seed with fertiliser or two different seed mixtures and additional components such as micro-granulate or a companion crop.

- Single Shoot: Contact banding / seed mixture
- Double Shoot: Mid-row banding
- Double Shoot Mix: Combination of single and double shoot

Trailed universal seed drill technology

Maximum output

The trailed seed drill combinations and universal seed drills are available in working widths of 3 and 9 metres. Thanks to the disc harrow as the leading tillage tool, the seed drill combinations are ideal for mulch drilling and minimum tillage applications.

Fields requiring minimum tillage that are ready for sowing are the main focus of the CLASSIC seed drills without tillage tools.

High working speeds with the best seed placement accuracy and large working widths, adapted to your conditions make this a powerful machine for universal applications.

Pneumatic universal seed drill technology



TERRASEM



Perfect, efficient sowing for the best emergence



Successful drilling

It is essential that each individual plant has the space it needs. Growth is determined by the soil conditions, light, water and nutrients. You lay the foundation for a successful harvest when sowing with your TERRASEM.

Optimum plant density

The proven coulter rail with DUAL DISC coulter system ensures an ideal plant density for your crop. With a row spacing of 12.5 cm, optimum plant development is ensured and weeds are largely suppressed.

Exact seed placement

Even in difficult conditions and at high speeds, the interplay between the tyre packer, double-disc coulters and the coulter pressure results in exact seed placement.

- Row spacing of 12.5 cm for the best plant distribution density (optional 16.7 cm available)
- Large coulter disc diameter of 380 mm for a tidy seed slot and maximum service life
- Coulter offset of 320 mm ensures reliable seed placement even with high volumes of organic matter
- Up to 120 kg coulter pressure on the seed coulters and up to 180 kg on the FERTILIZER PRO coulters
- Four-linkage suspension for optimum ground tracking of the coulter rail under the most difficult conditions



Flexible tyre packer

The high volume combined tyre packer is positioned between the disc harrow and the seed coulters. The machine turns on the packer at the headland and runs on 4 packer wheels when driving on the road. Thanks to the suspension of the coulters with the four-linkages connecting it to the packer, a constant coulters pressure is achieved over the entire working width.

On the folding three-section seed drills with a working width of 6 metres upwards, the packer follows the contours of the soil, ensuring precise ground tracking in every position, lengthways and crossways.


- The tyre packer is the central guide unit on all models
- Hydraulic preloading of the frame sections on folding TERRASEM V machines from 6 metres
- Freedom of movement of the frame sections upwards and 4° and downwards
- The offset position of the tyre packer wheels guarantees smooth running smoothness both in the field and during road transport

Conserving soil at headlands

In practice, TERRASEM universal seed drills and seed drill combinations stand for best soil conservation and highest manoeuvrability in the field.

- Perfect consolidation before sowing with wide 17 inch tyres and 3 or 4 seed slots per tyre
- The machine is supported by all wheels at headlands so the chassis remains in the same position with the disc harrow and coulters rail raised
- Each packer wheel is individually mounted to prevent smearing of the soil surface at the headland
- Tandem effect due to offset position of the tyres
- Minimises bulldozer effect with packer wheel diameter of 900 mm

Perfect, efficient sowing for the best emergence



Ground tracking is the be-all and end-all

Our universal seed drill technology delivers impressive ground tracking performance. The tillage tools, the packer and the intelligent coulters rail optimally follow every ground contour.

The result: The best ground tracking over the whole working width.

Three-part design

The three-section design of the TERRASEM V models ensures uniform tillage across the whole working width. Middle section – left frame section – right frame section.

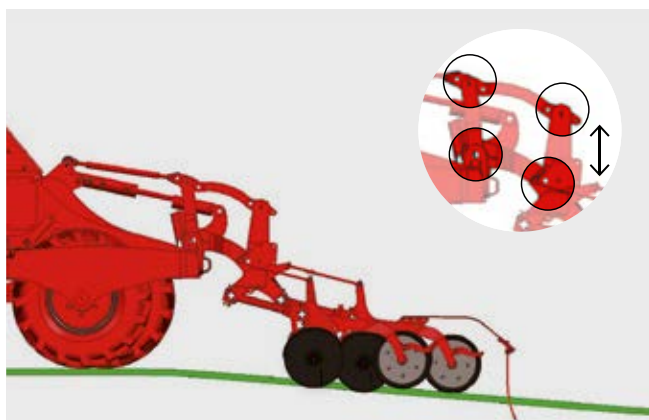
Precise contour tracking

These frame sections are preloaded using hydraulic accumulators to ensure equal pressure distribution in any working position over the whole working width.

The machine can adapt perfectly to undulations in the ground thanks to the pressure applied.

On TERRASEM models with a working width of 6 m upwards, optional jockey wheels ensure exact depth control and ground sensing of the leading tillage tools.

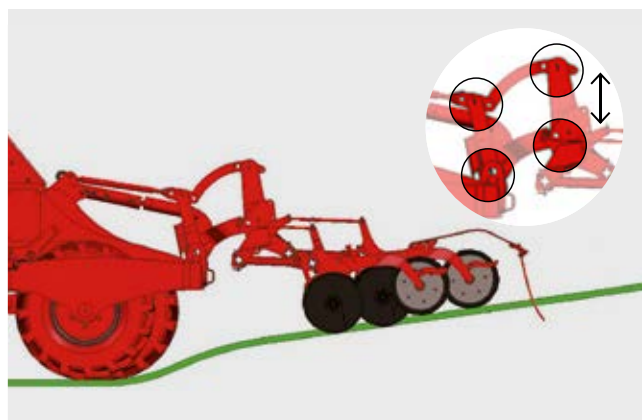
- Uniform working depth across the entire working width is guaranteed
- Consistent placement depth thanks to the three-point linkages on the coulters rail.



Contour adaptation perfected

By attaching each section via a 3-point linkage on to the packer frame, each coulter section is free to follow the ground contours.

- The coulter sections can adapt to uneven ground in the direction of travel.
- When driving over a bump, the coulter rail is not lifted but remains at the same seed placement depth.
- The coulter pressure also remains unchanged.



Four-joint mounting ensures independence

The four-joint 3-point design connects the coulter rail with the packer frame and allows the coulter rail to adjust independently to the ground contours.

The freedom of movement of the coulter rail delivers the following benefits even in the most difficult conditions:

- Optimum germination conditions
- Uniform coulter pressure and seed placement even in hilly terrain
- Homogeneous plant distribution in the field resulting in better yield

Optimum seedbed



Optimum seedbed

You can integrate PÖTTINGER TERRASEM machines into any seedbed preparation concept so that unique ground tracking and uniform depth placement are always guaranteed.

Tillage tools: Everything you need, and more

A flexible selection of tillage tools allows you to equip the machine to suit your requirements.

- On the high quality compact disc harrow for mulch drilling conditions you can choose between plain or scalloped concave discs.
- For water-saving loosening of the soil in strips, you can also choose the WAVE DISC.

If you do not need tillage tools on the seed drill because the soil is already cultivated, then the TERRASEM CLASSIC series is your perfect choice.



Intensive and precise tillage

For maximum cost effectiveness: a well-prepared seedbed thanks to optimised disc harrow intensity.

- A uniform working depth is a prerequisite for optimum germination of the seed.
- The disc harrow can also be used in heavy soils and large quantities of harvest residues. The focus here is on incorporation and crumbling.

Exact ground tracking lengthwise and crosswise

Optimum ground tracking is an essential part of soil cultivation. The set pressure on the side frame sections as the rear roller follows the contours of the terrain ensures exact ground tracking in every position across the whole working width.

- Precise ground tracking with a consistent coulter pressure is achieved thanks to the parallel coulter linkage
- The tillage tools are guided with precision by the packer chassis.

Optimum seedbed



Fully fledged disc harrow for precision tillage

On our TERRASEM universal seed drill combinations, soil preparation is taken care of by a two-row disc harrow with plain or scalloped discs.

The maintenance-free, rubber-mounted 510 mm diameter discs loosen and move the soil across the entire working width. Discs at $+15^\circ$ in the direction of travel and $+7^\circ$ vertical angle for reliable soil penetration to create an optimum seedbed with fine-structured soil at seed slot level. Large volumes of harvest residues are mixed with the soil and at the same time the threat of weeds is reduced.


Convenient operation without crabbing

The new configuration of the tillage tools ensures that the machine works one hundred percent in a straight line. The disc harrow as well as the fertiliser coulters (FERTILIZER machine) and seed coulters are mounted in an X configuration.

A central additional WAVE DISC in the rear section of the discs guarantees full-surface movement.

Further advantages:

- Infinitely-variable hydraulic depth adjustment, and the first row of discs can be adjusted mechanically, independently of the second row
- Spring-mounted edging boards on both sides ensure a uniform surface finish.



Maintenance-free disc bearings

The special twin-race taper bearings have been adopted from the construction machinery industry. Ruggedness and reliability are guaranteed as a result and shock loads are absorbed effortlessly.


- The sealed, twin-race taper bearings are maintenance-free.
- A labyrinth seal provides the best protection for the bearing.
- A metal cover encapsulates the labyrinth seal for additional protection.



NONSTOP stone protection for reliability and durability

Proven over many years in the field and maintenance-free.

- 40 mm-thick rubber mounting elements
- The clamping brackets are mounted on a thick-walled box section frame.
- Four rubber elements provide a high level of tension to ensure the discs penetrate the soil reliably.



Track eradicator discs for tractor marks

The optional pairs of discs behind the tractor wheels are depth adjustable.

- These intensively remove heavily compacted wheel marks to create a uniformly level surface.
- It's easy to set the working depth
- Overload protection provided
- Lifted simultaneously with the disc harrow at the headland

Optimum seedbed



Additional tools for perfect levelling

Optional track eradicator tines can be fitted to break up compacted tractor wheel marks.

An optional front board can be installed to compensate for uneven ground in front of the disc harrow. Additional levelling in front of the tyre packer can be carried out by a levelling board.

Spring loaded track eradicators for better working results

In ideal feature for loosening and breaking up hard and compacted tractor marks.

- The reversible point is coated with hardened metal in the wear zone.
- Each individual track eradicator is protected against overloading by a spring.
- The working depth of the eradicator tines is easily adjusted.
- Raised at the same time as the disc harrow at the headland.
- On areas with a well-prepared seedbed the intensity of the disc harrow can be reduced, which in turn reduces the power requirement.
- Long service life thanks to tungsten carbide coating
- 3 versions with 1, 2 or 3 tines per track



The front board

- The front board ensures perfect levelling when used in ploughed fields.
- Good flow even with large quantities of harvest residues
- Hydraulically infinitely adjustable at a maximum working depth of 40 mm



The levelling board

- The levelling board in front of the tyre packer also promotes a fine tilth structure.
- As the flow of soil behind the disc harrow is slowed down, it is directed downwards in front of the packer.



Levelling paddles in front of the seed coulters

- Levels ridges between the tyres on light, sandy soil
- The angle and height of the tines can be adjusted individually.
- Adjusted without the need for tools
- Resistant to stones and harvest residues with each tine on its own spring
- Is raised at the headland and for road transport

WAVE DISC for minimum tillage with strip-till soil cultivation



Extreme versatility

Cost effective, extremely versatile and convenient – this is the PÖTTINGER WAVE DISC cultivation system for seedbed preparation.

In dry regions or humid areas, all the WAVE DISC advantages come into play to make it the perfect example for reduced soil cultivation while increasing yield. Using the same approach as strip-till the WAVE DISC moves the soil in strips.

Handles even the most difficult conditions

The PÖTTINGER WAVE DISC system is ideal for difficult soil conditions that require reduced tillage. The key to correct seed placement is the correct working depth.

WAVE DISC for minimum tillage

The WAVE DISC cultivates the soil in water-saving strips: only the region either side of the seed slot approx. 45 mm wide is worked. The rest of the surface remains untouched, the residual moisture in these strips help the seed to germinate.

Makes your work easier

The working depth is infinitely-variable set by a hydraulic system on the WAVE DISC system. Additional WAVE DISCs behind the tractor wheels can be set individually to the seed depth and the depth of the tractor wheel marks.

- Hole matrix with 5 positions
- Adjusted without the need for tools
- Disc mounting easy to handle during adjustment
- Four discs per track



Conserving the water in the ground.

“We farm 250 hectares on our own land and drill 700 hectares for third parties as a contractor. We use a TERRASEM C6 WAVE DISC, so we are very flexible in terms of different site conditions. In spring weather conditions, more homogeneous germination is achieved on loam soils. With the WAVE DISC system we conserve the water in the soil. What is more, herbicides work better because the crop protection film remains on the areas of the soil surface that are left intact.”

Florent Earl Cadieu
Farmer
Charnizay | Indre-et-Loire | France

Impressively flexible

The machine can be used for a wide range of applications because it can also be used to sow several types of seed at the same time. Florent Earl Cadieu's farm, for example, sows barley with a row spacing of 12.5 cm along with alfalfa with a row spacing of 25 cm. The aim is to harvest the barley in the first year, and the alfalfa seeds the following year during the first cut.

Florent Cadieu also deposits fertiliser when sowing other plants to stimulate the roots as they develop. This ensures that the plants are more resilient in the event of a prolonged dry period.

WAVE DISC comparison

“I like the WAVE DISC works because it is more versatile than direct drilling and also more suitable for stony fields as it wears less. More moisture is retained in the soil compared to the TERRASEM with aggressive discs”, says Florent Cadieau.

Furthermore, he can halve fuel consumption per hectare at drilling speeds of 12 to 14 kph compared to a borrowed TERRASEM C4.

Arable advantages for Florent Cadieu

- Loosening the soil using the strip-till method means less risk of ponding in hilly terrain
- Soil herbicides are more effective and can be better targeted
- Moisture is retained in the soil – especially important in dry areas
- Optimum seed placement even in damp soil
- More homogeneous germination and better emergence in spring

WAVE DISC for minimum tillage with strip-till soil cultivation



Working cost effectively

- Low draft thanks to reduced tillage intensity
- Reduced power requirement due to less soil movement
- Reduces erosion to conserve soil structure
- Possible to sow earlier in spring, even in wet conditions
- Water saving system

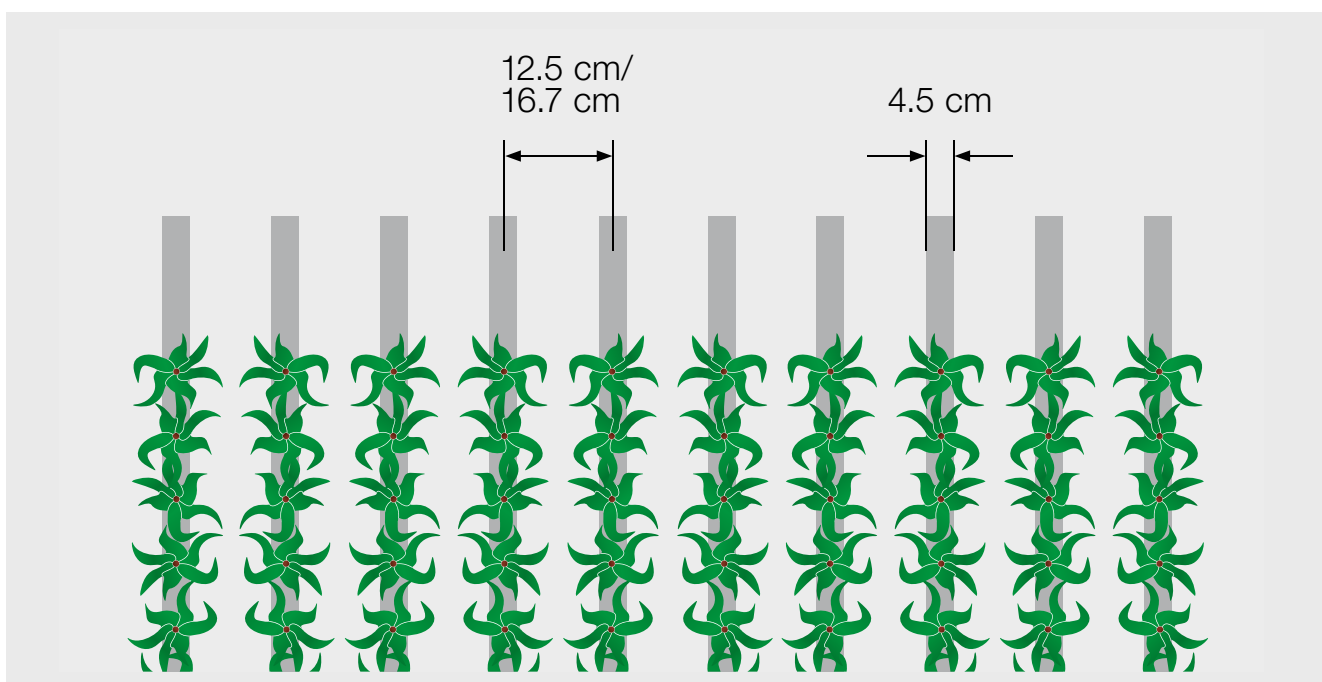
Suppresses erosion

Lower intensity tillage leaves behind a lower proportion of loosened soil and a smaller cultivated area.

- Less risk of ponding during heavy rain
- Reduced sifting of fine soils in strong winds

Works in any conditions

The maintenance-free WAVE DISCs have a diameter of 510 mm and are available with row spacings of 12.5 cm or 16.7 cm. A row spacing of 16.7 cm is recommended for regions with extremely heavy, wet and sticky soil conditions.





More flexibility with minimum tillage

The PÖTTINGER WAVE DISC system is ideal for difficult soil conditions that require reduced tillage.

Dry region:

- Water saving strip-till, only the band over the seed slot is moved.
- Suppresses evaporation thanks to partial surface soil cultivation

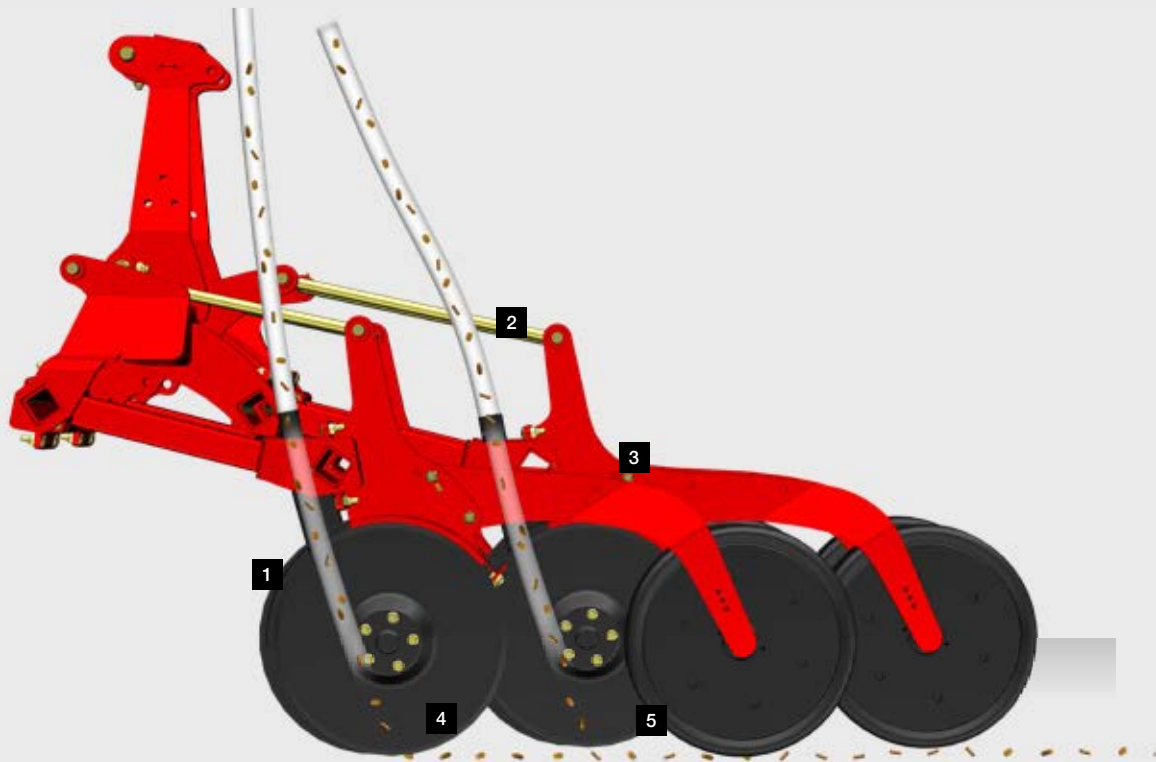
Humid area:

- Reduced soil movement and less movement of moist soil.
- No deep tools at seed slot level so no smearing

Arable hygiene is an increasing challenge

- The minimised soil movement creates poor germination conditions for light-dependent germinating weeds such as black grass and brome grass.
- The WAVE DISC low disturbance effect is particularly effective in minimising germination of weed seeds
- Herbicide film remains on intact surface of soil
- Saves resources thanks to fewer passes

Coulter expertise for the perfect seed slot



Coulter expertise for the perfect seed slot

Precision drilling is dependent on closely-matched coulters for opening the seed slot, placing the seed and covering the seed again. A well-formed seed slot is essential for successful drilling.

The guarantee for optimum placement and uniform germination: PÖTTINGER delivers exactly the right coulters for your needs. Harvest residues are cut through reliably even at higher driving speeds thanks to the offset disc coulters.

DUAL DISC coulters

The large diameter DUAL DISC coulters with a diameter of 380 mm cut right through surface trash to form a uniform, tidy seed slot.

- X-shaped configuration of the coulters for mirrored arrangement
- Dynamic grain placement in a clean seed slot
- Coulter offset of 320 mm provides a large clearance and smooth material flow even with large amounts of organic matter
- Offset configuration of the coulter discs for reliable narrow seed slot formation and retention of the seed slot
- Infinitely variable central adjustment of the coulter pressure between 40 and 120 kg
- Same-length coulter arms ensure identical coulter pressure on each unit
- Row spacing from 12.5 cm for the best plant distribution density (optional 16.7 cm)
- 100 % sealed seed coulter bearings
- Convenient central, hydraulic adjustment of the coulter pressure and the placement depth of the coulter rail

TERRASEM & TERRASEM Z

- 1 Coulter pressure up to 120 kg
- 2 Parallel linkage for exact placement depth
- 3 Consistent coulters pressure thanks to same-length coulters arms
- 4 Coulters offset by 320 mm for blockage-free operation
- 5 Exact depth control and consolidation



Press wheels for uniform placement depth

Each disc coulters is mounted on an independent parallelogram to ensure excellent ground tracking even at high travelling speeds.

- Large press wheels with a diameter of 380 mm
- Each of the disc coulters is guided by a press wheel to ensure a precise and uniform seed placement depth.
- In addition to depth control, the press wheels also ensure controlled consolidation of the soil and pressure on the seed.

Direct fertilisation or second type of seed FERTILIZER PRO fertiliser coulters

Fertiliser or a second type of seed is applied by TERRASEM (Z) FERTILIZER universal seed drills using the maintenance-free PRO single-disc fertiliser coulters. Fertiliser is applied behind the disc harrow using these coulters and positioned between two seed rows (mid-row banding).

- The PRO single-disc fertiliser coulters deposit fertiliser between the rows of seed at the same level as the plant root – wide rubber brackets on the box section frame prevent sideways movement to ensure precise row spacing.
- Precision placement saves fertiliser, minimises unproductive losses and promotes faster development of the root mass for optimum yield.
- The placement depth of fertiliser and seed can be set independently of each other.
- Instead of depositing fertiliser, other seed material can also be sown using the FERTILIZER PRO coulters.

Wide range of applications



Two metering systems

Depending on the choice of machine, two different metering systems are available. The seed drills with a single hopper are equipped with injector metering: TERRASEM 3000 D to V 6000 D as well as V 8000 D / V 9000 D, including all CLASSIC models without the FERTILIZER system.

All TERRASEM FERTILIZER double seed hopper machines are equipped with a pressurised hopper system. The two-part hopper with a fixed 60:40 partition can also be filled with 100 % seed. Integrated pressure differential sensors ensure the reliability of the system.

Single Shoot – Double Shoot – Double Shoot-Mix

On all machines with pressurised hoppers, it is possible to apply two different components such as seed/seed or seed/fertiliser. In addition, a third component can be sown by the TEGOSEM.

Metering with the highest precision

The TERRASEM metering systems are designed for the highest possible precision and ensure that exactly the right amount of any given seed type is used, even in the most difficult operating conditions.

- The TERRASEM 3000 D to V 6000 D are fitted with one metering system and the V 8000 D and V 9000 D have two metering systems.
- All TERRASEM models with double seed hoppers have two metering systems.
- Metering wheels can be changed quickly and easily, dependent upon seed rate and type.
- The metering unit is electrically driven, controlled via a radar sensor or ISOBUS signal from the tractor.
- Seed rates between 1.5 kg/ha and 420 kg/ha at 12 kph can be set conveniently directly from the cab.
- Pre-metering is installed as standard for full field coverage.



Smooth air flow

A high volume of air and a low air velocity protect the seed and any dressing against damage. Together with the precision metering system and large distributor heads, this system delivers uniform seed grain placement.

- Maximum effectiveness of seed and dressing is ensured
- Special distributor inserts can be used to alter the row spacing.
- On the 8 and 9 metre wide seed drills, both distributors are automatically lowered hydraulically during the folding process.

Optimum distribution to individual rows

The seed is fed uniformly to the distributor in an air stream that passes up the riser tube. The large diameter of the distributor guarantees precise lateral distribution of the seed into each of the coulters pipes.

It has never been so easy

PÖTTINGER attaches great importance to user-friendliness. As a result, calibration is easy.

- Practical catchment bag
- The calibration flap is monitored by a sensor
- A hopper emptying shutter ensures all the seed is conveniently emptied out of the hopper.
- Automatic seed flow reduction when tramlines are enabled
- Calibration at the press of a button
- Infinitely adjustable seed flowrate adjustment
- Changeable metering wheels for all seed types
- Level measurement with display in centimetres at the terminal
- Fan and metering shaft monitoring
- Pre-metering for immediate start at headlands
- Seed library

Wide range of applications



IDS provides flexibility that pays dividends

The unique IDS system (INTELLIGENT DISTRIBUTION SYSTEM) controls all outlets via the bus system. This opens up a wide range of possibilities for coulters pipe selection and tramline switching and is perfect for contract work and machinery rings.

All settings relating to tramline selection can be made easily and conveniently from the control terminal in the cab so no repositioning of hoses is necessary.

Choose any of the following:

- Tramline widths
- Track widths
- Special tramline switching
- Dual tramline systems
- Half rail switching left and right
- Tramline rhythm can be selected independently of the seed drill width

Seed flow sensors for convenience and reliability



Seed flow sensors are available as an option positioned after the distributor head. The sensitivity of the sensors can be adjusted in several stages to match the seed material in the seed library.

Constant and reliable feedback on seed flow is provided at the terminal.

The status of each coulters pipe is indicated by an LED directly on the sensor:

- GREEN: Sensor active and row OK
- RED flashing: Row blocked
- The coulters pipe number is indicated on the control terminal

IDS – INTELLIGENT DISTRIBUTION SYSTEM



The intelligent heart of the system

The IDS distributor head ensures uniform crop growth by maintaining a completely consistent seed count in all coulters pipes.

- 1 Riser tube with funnel-shaped outside conveys the seed material through the distributor head to the outlets.
 - 2 The patented funnel system with controlled flaps feeds the seed back into the air stream.
- With active tramline switching the seed rate is automatically reduced for a seed saving of up to 6%.
 - Exact and even distribution across the whole width, even when tramlining

Flexible row spacing

With a standardised row spacing of 12.5 cm, you can generate different row spacings using distributor head inserts.

- Implemented for crops cultivated as root crops
- Can be expanded to row spacings of 25 cm / 37.5 cm / 50 cm / 75 cm depending on machine type and seed material
- Flexible use of the machine for a wide range of crops
- Shorter dwell time assures less damage to the seed in the distributor head and aids germination when sowing legumes

More features: Tramline system

- 1 Depending on the distribution head specified, symmetrical, asymmetrical or individual tramline switching is possible making the tramline rhythm freely selectable and between 2 and 6 rows can be switched off per track.
- A fully equipped IDS distributor head is equipped with controlled outlets on all coulters pipes.

Half width switching

- 2 PÖTTINGER offers the following options for maximum flexibility even with symmetrical tramlines:
- Half width switching to the left or right with full IDS equipment
 - Half width switching to the right only with the right half of the distributor head equipped with controlled outlets.
 - Half width switching activated using the terminal
 - Seed rate is reduced automatically

Wide range of applications



Enhanced safety on the road

Not only do TERRASEM machines perform well in the field, they are also safe and easy to transport. With a transport width of 3 m, they are approved for the road at any time.

On the road the machine is transported on four wheels, the two centre wheels are raised automatically to improve stability, even on bumpy tracks. High driving speeds on the road are also no problem.

Smooth chassis in all conditions

Due to the 15 cm offset of each of the packer wheels, the machines run particularly smoothly. Unevenness both on the road and in the field is compensated by the tandem effect so the machines do not tend to jolt.

Air brakes or hydraulic brakes are available as an option for the weight-bearing pairs of road wheels, allowing maximum driving speeds of up to 40 kph.



Manoeuvrability at the headland

The purpose-specific mounting enables a turning angle of 90° for tight manoeuvres at the headland and during transport. The telescopic drawbar is also available with a ring hitch or hammerstrap coupling. These machines can therefore be fitted to any tractor.


- Thanks to their telescopic travel of +500 mm, you can run the tractor with dual wheels or wide tyres
- A drawbar extension is recommended in combination with track eradicators.



Generous seed hopper for high output

The hopper can easily be filled using a loader, big-bags or an optional hydraulic seed hopper auger. A roll over tarpaulin protects machines with injector metering from dust and rain. Machines with a pressurised hopper are fitted with a sealed metal cover.

- The standard side loading platform makes it easy to open the hopper cover to check filling progress.
- The mesh inside the seed hopper protects the metering system from foreign objects.
- Monitoring the seed level in the hopper to the nearest centimetre is standard.
- Injector metering: When the roll over tarpaulin cover is open, it is rolled up to save space and protect it from damage for a trouble-free filling process.
- Pressurised hopper metering: To provide the best loading access from all angles, the metal cover is lowered to the side.



Seed hopper auger for easy filling

A hydraulically driven universal filling auger for seed and fertiliser is available as an option.

- Convenient filling procedure using auger tube mounted in gimbals for easy handling
- Seed hopper volume can be utilised completely because auger outlet pivots over whole seed hopper area
- The auger is folded upwards and locked securely in place above the seed hopper during transport.
- High throughput capacity of up to 470 litres per minute.
- Made from cost effective, corrosion resistant stainless steel.

Universal seed drills



TERRASEM V CLASSIC



Universal seed drills



For rapid drilling in perfect conditions

The main criteria for developing the TERRASEM V CLASSIC models were smooth running and high output, in order to provide the best possible support to farms that carry out seedbed preparation in a separate step prior to drilling.

The crop cultivation advantage

The TERRASEM V CLASSIC series is suited to minimum tillage as well as conventional tillage scenarios thanks to high coulter pressures, optional front board and FERTILIZER PRO coulters. The efficiency of the drilling process can be increased with the same power tractor by using larger working widths.

Distinct processes

The time window to allow the soil to dry between seedbed preparation and drilling is extended by using two distinct processes. A smearing of the seed slot is avoided. In addition, it is possible to focus on mechanical weed control during a dedicated tillage process.

High output

With a large seed hopper volume of up to 5,600 litres (optional) and increased driving speeds, optimum use can be made of the short sowing time windows.

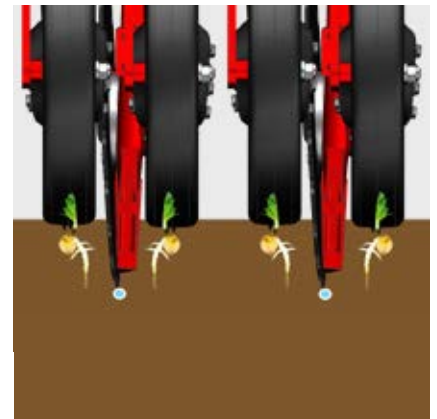
TERRASEM V CLASSIC



Sowing on ploughed fields

Deployed with optional front board for optimum levelling.

- Additional levelling using a front board mounted ahead of the tyre packer enables the drill to be used on ploughed areas
- Optimum adaptation to different working conditions thanks to hydraulic depth adjustment
- Lumps of earth are pulverised and crushed
- The soil surface is levelled



Versatile applications thanks to low power requirement

The TERRASEM V CLASSIC series has a low power requirement thanks to its lighter construction. Lower power tractors can be used for drilling, increasing the flexibility of the farm's resources. Larger tractors can then be used for primary tillage.

Power requirement:

- V 4000 CLASSIC from 110 hp
- V 6000 CLASSIC from 150 hp
- V 6000 Z CLASSIC from 160 hp
- V 8000 Z CLASSIC from 220 hp
- V 9000 Z CLASSIC from 250 hp

Water saving sowing method

Drilling in loose and frost-wilted cover crops is possible in spring.

- Thanks to coulters pressures of up to 120 kg per seed coulters, direct drilling is possible in spring
- Reduction of water losses thanks to a high degree of soil cover and lower evaporation
- Direct fertilisation possible using FERTILIZER models

FERTILIZER PRO fertiliser coulters for optimum growth

Precision direct fertilisation is possible between two seed rows (mid-row banding).

- Young plants provided with nutrients during the early stages of growth
- The scalloped single-disc coulters are guaranteed to enter the soil thanks to a coulters pressure of up to 180 kg
- Independent hydraulic depth adjustment for optimum placement of the fertiliser below the level of the seed
- Heavy harvest residues are shredded ahead of the coulters rail

Universal seed drills



Lighter. Faster. Higher output.

With the TERRASEM V CLASSIC models, PÖTTINGER offers smooth running and high output technology for covering large areas. The series is equipped without tillage tools and is designed for farms that use a separate seedbed preparation process.

TERRASEM CLASSIC	Working width	Seed hopper volume	Optional seed hopper volume	Row spacing	Number of coulters at 12.5 cm
V 4000 CLASSIC	4.00 m	3,600 l	4,700 l	12.5 cm / 16.7 cm	32
V 6000 CLASSIC	6.00 m	3,600 l	4,700 l	12.5 cm / 16.7 cm	48
V 8000 CLASSIC	8.00 m	5,600 l	–	12.5 cm / 16.7 cm	64
V 9000 CLASSIC	9.00 m	5,600 l	–	12.5 cm / 16.7 cm	72
TERRASEM CLASSIC with direct fertilisation	Working width	Seed hopper volume	Optional seed hopper volume	Row spacing	Number of seed coulters / fertiliser coulters at 12.5 cm
V 4000 Z CLASSIC	4.00 m	4,200 l	5,600 l	12.5 cm / 16.7 cm	32 / 16
V 6000 Z CLASSIC	6.00 m	4,200 l	5,600 l	12.5 cm / 16.7 cm	48 / 24
V 8000 Z CLASSIC	8.00 m	5,600 l	–	12.5 cm / 16.7 cm	64 / 32
V 9000 Z CLASSIC	9.00 m	5,600 l	–	12.5 cm / 16.7 cm	72 / 36

TERRASEM V CLASSIC



The proven tyre packer provides the necessary consolidation ahead of the coulter to create perfect germination conditions for the seed. Consolidation is necessary because the soil has been loosened many times and needs to be connected to the moist subsoil in order to ensure the capillary action needed for water to reach the seed and provide the level of moisture required for germination.

Number of coulters at 16.7 cm	Pressure per coulter	Power requirement kW	Power requirement hp	Weight
24	40 – 120 kg	81 – 118 kW	110 – 160 hp	4,831 kg
36	40 – 120 kg	110 – 177 kW	150 – 240 hp	6,381 kg
48	40 – 120 kg	147 – 258 kW	210 – 350 hp	7,751 kg
54	40 – 120 kg	177 – 287 kW	240 – 390 hp	8,631 kg
Number of seed coulters / fertiliser coulters at 16.7 cm	Coulter pressure per seed coulter / fertiliser coulter	Power requirement kW	Power requirement hp	Weight
24 / 12	40 – 120 kg / up to 180 kg	88 – 125 kW	120 – 170 hp	6,091 kg
36 / 18	40 – 120 kg / up to 180 kg	118 – 184 kW	160 – 250 hp	8,881 kg
48 / 24	40 – 120 kg / up to 180 kg	162 – 265 kW	220 – 360 hp	10,101 kg
54 / 27	40 – 120 kg / up to 180 kg	184 – 294 kW	250 – 400 hp	11,161 kg

Universal seed drill combinations



TERRASEM



Universal seed drill combinations



Ingenious concept for every situation

The rigid universal seed drill combinations made by PÖTTINGER have a double row disc harrow or WAVE DISC harrow for soil preparation. The transport width is the same as the working width (3.0 m or 4.0 m).

On folding universal seed drill combinations, the three section configuration ensures perfect ground tracking. The outer elements have plenty of freedom of movement. To achieve a road transport width of 3.0 m, the wing sections of the TERRASEM V models are folded up.

TERRASEM & TERRASEM V



Central depth adjustment for the correct working depth

- Infinitely-variable hydraulic working depth adjustment of the tillage tools
- A scale that is easily visible from the tractor cab shows the driver the set working depth of the disc harrow.
- A memory function ensures the same working depth when driving back along the next pass
- Spring-mounted edging boards are fitted as standard on both sides for a uniform surface finish.



Reliable operation thanks to NONSTOP stone protection

Reliability and durability during operation are ensured by the maintenance-free NONSTOP stone protection system. This system is mounted on rubber elements over 40 mm thick and has been proven over many years in the field.

- The clamping brackets are mounted on a thick walled box section frame.
- Specially-designed rubber elements between each wide clamping bracket and the box section provide the discs with high penetration power and prevent them from deviating to the side.

Universal seed drill combinations



High output operations

TERRASEM universal seed drill combinations can be economically incorporated into any operating sequence and the new generation features even higher seed hopper volumes. As standard, the 3 to 6 metre-wide machines are equipped with a 3,600 litre hopper, with 4,700 litres available as an option for even longer drilling times.

On the 8 and 9 metre machines, 5,600 litres are available as standard.

TERRASEM	Working width	Seed hopper volume	Seed hopper volume optional	Row gap
3000 D	3.00 m	3,600 l	4,700 l	12.5 cm / 16.7 cm
4000 D	4.00 m	3,600 l	4,700 l	12.5 cm / 16.7 cm
V 4000 D	4.00 m	3,600 l	4,700 l	12.5 cm / 16.7 cm
V 6000 D	6.00 m	3,600 l	4,700 l	12.5 cm / 16.7 cm
V 8000 D	8.00 m	5,600 l	–	12.5 cm / 16.7 cm
V 9000 D	9.00 m	5,600 l	–	12.5 cm / 16.7 cm

TERRASEM & TERRASEM V



Standard TERRASEM models

Rigid models

TERRASEM 3000 D / 4000 D

Folding models

TERRASEM V 4000 D – V 9000 D

Filling the seed hopper

On both fixed and folding TERRASEM models, the seed hopper can be conveniently filled in the working position using a front loader bucket or big bags.

The roll over tarpaulin cover on the machines with injector metering opens automatically when unlatched, saving space for the filling process.

coulters 12.5 cm / 16.7 cm	Pressure per coulter	Power requirement kW	Power requirement hp	Weight
24 / 18	40 – 120 kg	81 – 125 kW	110 – 170 hp	5,400 kg
32 / 24	40 – 120 kg	103 – 176 kW	140 – 240 hp	6,900 kg
32 / 24	40 – 120 kg	103 – 176 kW	140 – 240 hp	7,200 kg
48 / 36	40 – 120 kg	140 – 243 kW	190 – 330 hp	9,750 kg
64 / 48	40 – 120 kg	221 – 294 kW	300 – 400 hp	11,300 kg
72 / 54	40 – 120 kg	243 – 368 kW	330 – 500 hp	13,600 kg

Universal seed drill combinations



For successful drilling

With the TERRASEM FERTILIZER, PÖTTINGER supports the growing trend towards direct fertilisation: In the face of increasing fertiliser prices, new types of fertiliser, new fertiliser regulations and environmental legislation, it pays to employ precision fertiliser management in future.

Pressurised hopper system with partitioned seed hopper

On the FERTILIZER drills, the seed hopper is divided into two parts and designed as a pressurised hopper system. The partitions are fixed at 60:40. It is also possible to fill 100 percent of the hopper with seed.

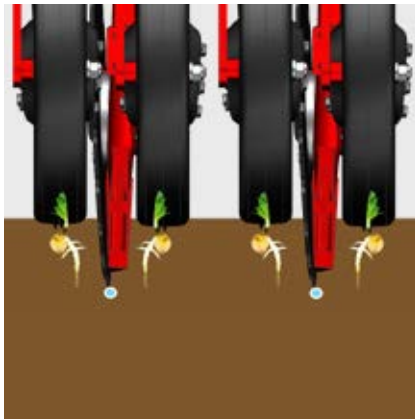
TERRASEM FERTILIZER



Convenient to use

The side access platform is also standard on FERTILIZER seed drills. During the folding sequence, the side platform folds in and out automatically.

The fertiliser placement depth is set conveniently using the hydraulics. The terminal displays the placement depth in digital form.



Simultaneous precision output

The TERRASEM FERTILIZER has separate metering units and distributors for fertiliser and seed. Simultaneous precision application of fertiliser and seed in a single pass. The fertiliser metering system can also be used for another seed material such as a companion crop, for example. The entire operation and monitoring of both systems is integrated into one terminal

- Fertiliser or a second type of seed material is placed in a band between each second row
- Variable placement depth down to 10 cm
- High coulters pressure and reliable penetration of the single-disc coulters.

FERTILIZER PRO fertiliser coulters for successful sowing

Flat Suffolk coulters point guarantees less soil movement to the side so that deeper penetration of the coulters is possible in hard and dry conditions.

Additional shear bolt protection avoids damage in the event of extreme stress.

Further advantages with the FERTILIZER PRO fertiliser coulters

- Flat discs with sealed bearings
- 410 mm diameter
- 25 cm or 33 cm row spacing
- Coulters pressure up to 180 kg
- Hydraulic adjustment of fertiliser placement depth
- Plenty of clearance to the side
- Unrestricted soil flow

Universal seed drill combinations



Extremely high output with working widths of 3 to 9 metres

Using direct fertilisation allows you to apply fertiliser at the same time as drilling the seed. This enables you to achieve optimum growth conditions during the early phase of seed growth and increase the generative performance of the seed. On PÖTTINGER's TERRASEM FERTILIZER seed drills, the placement depth of fertiliser and seed can be set individually from the cab. The second metering system can also be used for other seed materials to further increase the output and cost effectiveness of FERTILIZER seed drill combinations.

TERRASEM FERTILIZER	Working width	Seed hopper volume	Seed hopper volume optional	Row gap
3000 D Z	3.00 m	4,200 l	5,600 l	12.5 cm / 16.7 cm
4000 D Z	4.00 m	4,200 l	5,600 l	12.5 cm / 16.7 cm
V 4000 D Z	4.00 m	4,200 l	5,600 l	12.5 cm / 16.7 cm
V 6000 D Z	6.00 m	4,200 l	5,600 l	12.5 cm / 16.7 cm
V 8000 D Z	8.00 m	5,600 l	–	12.5 cm / 16.7 cm
V 9000 D Z	9.00 m	5,600 l	–	12.5 cm / 16.7 cm

TERRASEM FERTILIZER



TERRASEM FERTILIZER with direct fertilisation or for a second seed type

Rigid FERTILIZER models:
TERRASEM 3000 D Z, TERRASEM 4000 D Z

Folding models:
TERRASEM V 4000 D Z, V 6000 D Z,
V 8000 D Z, V 9000 D Z

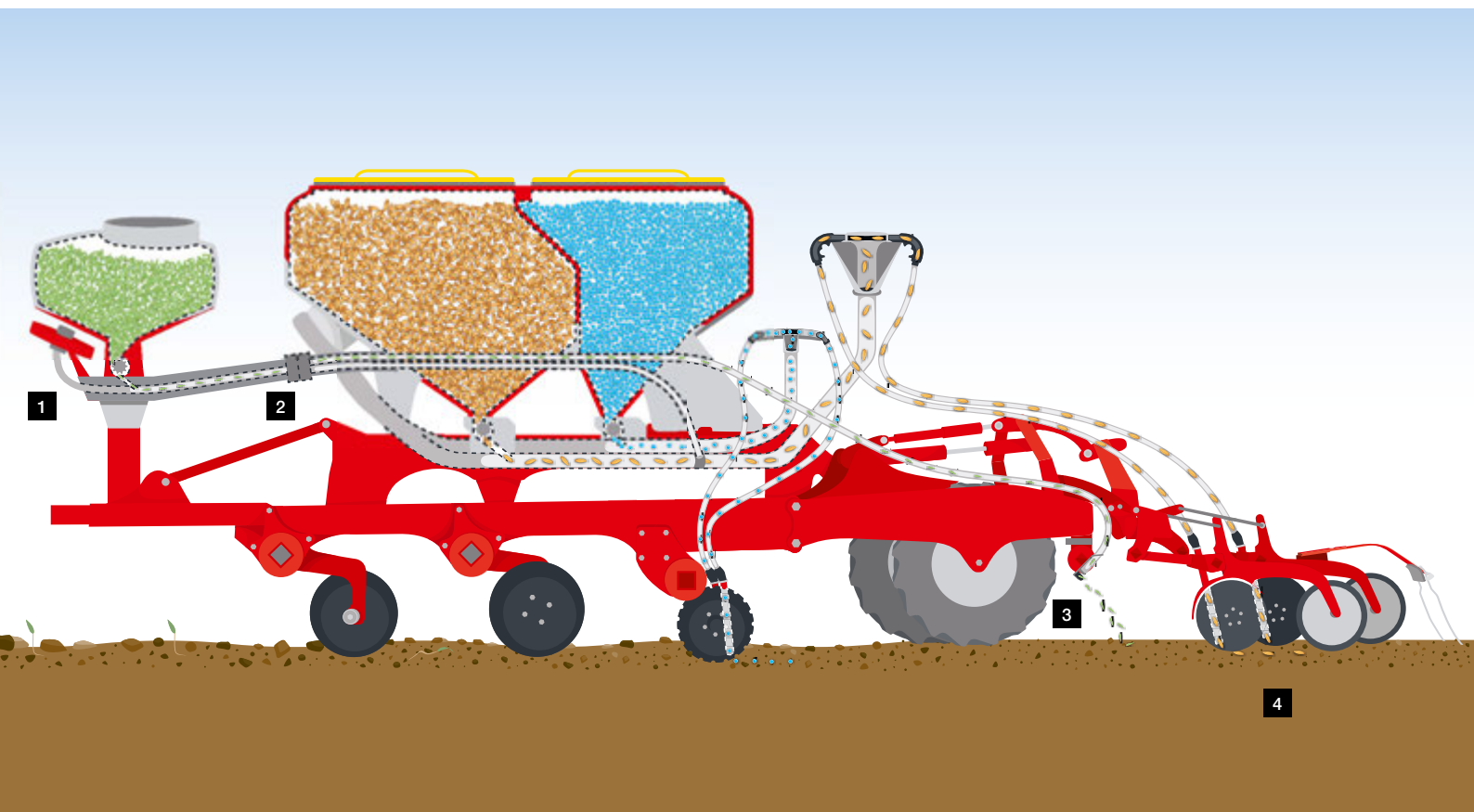
High volume seed hopper

With a hopper volume of 4,200 litres or 5,600 litres, the TERRASEM FERTILIZER models have short filling intervals.

In addition, the seed hoppers are equipped with level sensors as standard. The filling level is displayed on the terminal with centimetre precision.

coulters 12.5 cm / 16.7 cm	Number of fertiliser coulters 25 cm / 33 cm	Pressure per coulter	Power requirement kW	Power requirement hp	Weight
24 / 18	12 / 9	40 – 120 kg	99 – 132 kW	135 – 180 hp	5,600 kg
32 / 24	16 / 12	40 – 120 kg	118 – 199 kW	160 – 270 hp	7,150 kg
32 / 24	16 / 12	40 – 120 kg	118 – 199 kW	160 – 270 hp	7,900 kg
48 / 36	24 / 18	40 – 120 kg	169 – 243 kW	230 – 330 hp	10,400 kg
64 / 48	32 / 24	40 – 120 kg	220 – 368 kW	300 – 500 hp	13,000 kg
72 / 54	36 / 27	40 – 120 kg	243 – 368 kW	330 – 500 hp	15,600 kg

Flexible hopper to add more components to the mix



Additional components in the mixture

With the TEGOSEM 500 flexible hopper additional components can be added to the mixture sown using the TERRASEM series. Space-saving, easily accessible using the loading platform, mounted in front of the seed hopper, the pneumatic sowing unit covers a wide range of applications.

- Companion crop (such as grass) sown at the same time as drilled crop
- Fertiliser or micro granules can be applied directly by the metering system as contact banding in a single shoot process

Advantages of the TEGOSEM flexible hopper:

- Seed distribution is carried out pneumatically by surface application or directly by the TERRASEM metering unit into the seed coulters
- On top of applying seed and fertiliser using the seed and fertiliser coulters, TEGOSEM can be used to apply a further component

Combining the TEGOSEM hopper with the TERRASEM

	Type of machine	Component	Fan drive system	Position	Hopper volume (litres)	Weight
TEGOSEM 500	All TERRASEM models	Can be retro-fitted	Hydraulic fan drive system	Drawbar	500	116 kg

Flexible hopper TEGOSEM

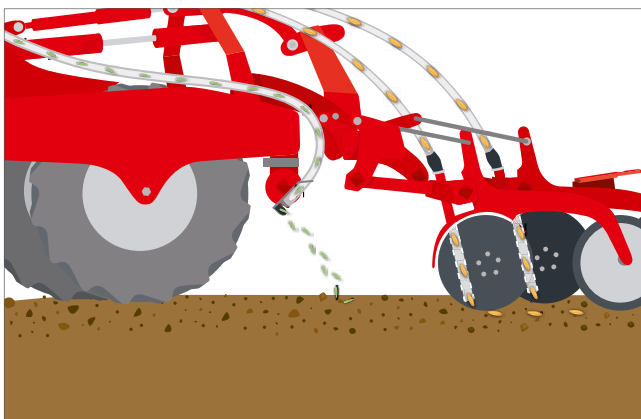


1 Hydraulic fan drive system and metering system

- Fan speed is adjusted using a flow control valve and hydraulic pressure
- Perfect match of fan speed to each seed type
- Two different metering shafts installed as standard to allow the sowing of large and small seeds.

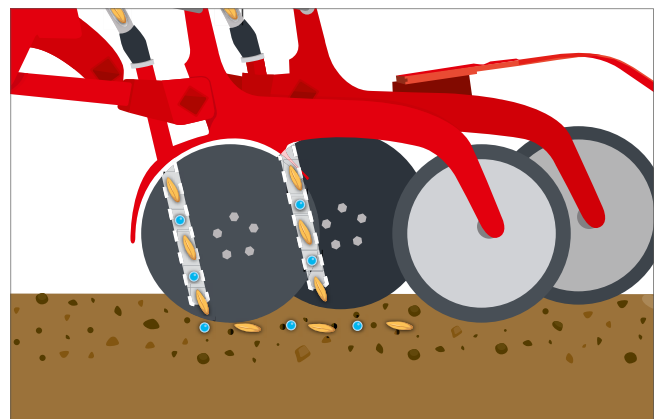
2 Seed flow

- The distributor is set either to distribute on the soil surface using the baffle plate, or contact banding using the single shoot process
- Distributor flap on each side
- Easy to switch flow direction from the side



3 Distributed by baffle plate


- A baffle plate distributes seed material from eight outlets on the soil surface behind the tyre packer
- Optimum distribution of the seed
- Unaffected by crosswind due to distribution close to the ground



4 Applying as contact banding with the single shoot process

- Feeding the seed or fertiliser as contact banding directly into the TERRASEM seed stream using a diversion in the metering unit
- Optimum placement when depositing two components using the seed coulters
- Seeds cannot segregate inside the hopper

The advantages at a glance



More success with TERRASEM

TERRASEM universal seed drill technology from PÖTTINGER has been engineered in detail from the drawbar to the rear harrow tines. The universal seed drills and seed drill combinations with working widths between 3 and 9 metres can be economically incorporated into any operating sequence, regardless of whether it is deployed for mulch drilling, minimum tillage or conventional drilling.

Versatile applications

Thanks to a top quality compact disc harrow, an effective tyre packer chassis and optimised coulters rail, PÖTTINGER perfectly integrate seedbed preparation, consolidation and drilling. Precision seed placement is ensured thanks to the parallel-guided DUAL DISC coulters with rear depth control press wheels. These guarantee uniform placement depth and unique ground tracking.


Seedbed preparation is the cornerstone

Optimum seedbed preparation is fundamental for maximum yield at harvest. What is needed is a uniform level finish with the best mixing performance.

A two row, low draft X shape configuration disc harrow on the universal seed drill combinations ensures the best crumbling effect and mixing of the soil. This ensures the machine works 100 percent side pull-free.

For farms using conventional seed drill technology, PÖTTINGER also offers a high output alternative. The TERRASEM CLASSIC seed drills operate without a disc harrow and use an optional front board for levelling.

TERRASEM D & TERRASEM D Z



Optimum consolidation

On all TERRASEM models, a combined tyre packer and chassis unit ensures the soil is properly consolidated.

In addition to the offset position of the tyre packer, the machine features optimised attachment geometry and a short, compact design. Improved manoeuvrability and smooth running at the headland and during transport are the result.

Precision drilling

The maintenance-free double-disc coulters are mounted on separate parallelograms to ensure the seed is placed at precisely the set depth.

Thanks to the large coulters offset with coulters arms of the same length, TERRASEM universal seed drills are able to handle high volumes of harvest residues.

To achieve a uniform placement depth, all coulters are guided by large dimensioned press wheels and ground tracking is ensured over the entire working width.

Intelligent operation



POWER CONTROL – electronic control system

The entry-level POWER CONTROL terminal can be used to operate a wide selection of ISOBUS-capable machines made by PÖTTINGER. The most important feature is the keys that are printed with the relevant machine functions to ensure intuitive operation for both experienced and newbie drivers. More functions can be controlled and user inputs made using the 5" colour touch display. Optimised for day and night operation, the display also provides clear information on the operating status of the machine.

TERRASEM seed drill technology is operated fully hydraulically. The control terminal displays in digital form all the operating parameters such as the depth of the seed coulters, depth of the fertiliser coulters, coulter pressure and hopper level.



EXPERT 75 ISOBUS terminal

The PÖTTINGER EXPERT 75 ISOBUS terminal offers high flexibility and enables professional operation of all ISOBUS-compatible machines, regardless of brand.

The terminal has been upgraded in terms of ergonomics and intuitiveness and offers a multitude of advantages.

- High quality 5.6" TFT colour touchscreen
- Rugged, stylish synthetic casing
- Convenient single-hand operation, grip bar for secure hold.
- Double-row arrangement of command keys on the right
- Straightforward and intuitive user interface
- Edit using keys and touch-screen
- Scroll wheel with confirmation function for direct input and adjustment of set points
- Compact size does not obstruct field of vision
- Ambient light sensor and back-lit function keys

Digital agricultural technology



CCI 1200 ISOBUS terminal

In addition to the features offered by the POWER CONTROL terminal, this system also enables the control of all ISOBUS machines in your fleet, regardless of manufacturer.

- High quality 12" TFT colour touchscreen
- Straightforward and intuitive user interface
- Horizontal or vertical mounting possible
- Large display for best possible monitoring of machine functions
- Individual layout
- Function pre-select
- Seed library
- Monitor the whole machine
- The basis for SEED COMPLETE

Simultaneous display of multiple applications

- Camera image and machine functions at a glance
- Simultaneous operation of several ISOBUS machines possible

SEED COMPLETE

- The CCI 1200 ISOBUS terminal in combination with the TC-GEO app (site-specific drilling) and the TC-SC app (section control) is the foundation for modern, data-driven drilling.
- SEED COMPLETE is available with or without an antenna package

More advantages of SEED COMPLETE

- Increase in yield and cost effectiveness: Site-specific seed quantity/m² -> optimum yield for that particular location.
- Take into account the differences in soil quality and yield potential within a field during sowing.
- Convenience: Reduces driver fatigue because the seed drill switches on and off automatically
- Increases efficiency and improves the cost effectiveness of the farm; saves resources
- Avoids overlaps and bare areas when drilling seed and fertiliser
- An agrirouter connection is included

Profiline comfort control



Profiline is the comfort control system that covers all the hydraulic functions of a TERRASEM. The machines are supplied with oil by the tractor's load sensing connection, and all movements are controlled electro-hydraulically via a hydraulic block. The machine is operated by pressing a button on the control terminal or automatically by the task controller using Section Control and Variable Rate Control.



Rapid attachment

Machines with Profiline comfort control have a pressure line, a pressure-free return and the control line for operating all functions using the tractor's load sensing system. Attaching and parking the machine is done in minutes, saving time.



Convenient operation

While the machines can be operated manually using an ISOBUS capable terminal, their functions can also be automated using Section Control and Variable Rate Control in connection with ISOBUS. All the tools are positioned automatically and precisely. The fan speed and coulter pressure are controlled automatically.

Digital agricultural technology



Task Controller Geo

Enabling Task Controller Geo and Section Control means that application maps can be used to operate the machine. The working depth of the disc harrow, coulter pressure and seed and fertiliser rates are then controlled automatically on a site-specific basis. This allows you to use your machines efficiently and save valuable resources.



Precision adjustment

During operation, the tools can be precisely adjusted to the site specific conditions.

Independent of Section Control, the lifting and lowering sequences can also be set based on time or distance travelled.

It is also possible to deactivate individual tools.



Headland control

The headland control function stops and restarts the machine precisely at the headland. Without a task controller, this function is controlled at the touch of a button. With a task controller, lifting and lowering is done automatically using the TC-GEO/TC-SC signals.

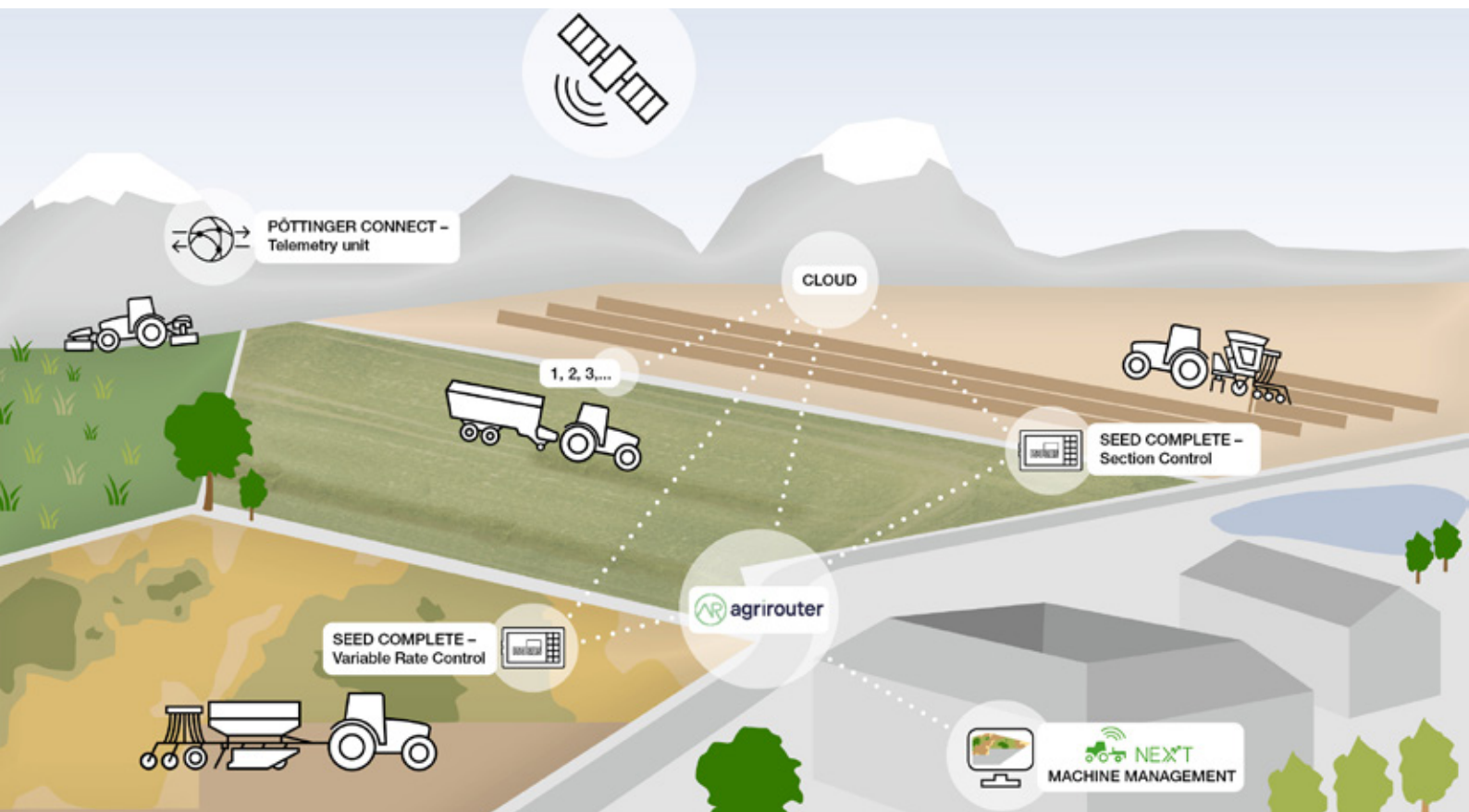


Save time

The intelligent control system allows the vertical travel during lifting to be limited because shorter lifting and lowering times mean it takes less time to turn round.

Sensor monitoring enables the machine to fold and unfold automatically.

Our input – your output.



Competence in the digital field makes your daily work easier

At PÖTTINGER, we offer you numerous possibilities in the field of digital agricultural technology that make your everyday work easier. This enables you to operate more efficiently and conveniently.

For years, our customers have been benefiting from intelligent control terminals and precision farming solutions for soil and seed, grassland and harvesting technology. Together with PÖTTINGER, being a modern, networked company becomes reality.

Ultimately, it's all about making your job easier and enjoying cost effective benefits through the use of intelligent technologies.

This means more convenience, time and profit.

TERRASEM electric metering and control functions

- Pre-metering
- Electrical calibration sequence
- Infinitely adjustable seed flowrate adjustment
- Hopper level measurement
- Fan and metering shaft monitoring
- Seed library
- Seed flow sensors (optional)

Digital agricultural technology



SEED COMPLETE – Precision Farming

With SEED COMPLETE, PÖTTINGER offers a tool for your success by optimising the management of your farming operations with Section Control and Variable Rate Control.

This system automatically adapts the seed rate to match the soil conditions in each field using application maps that you can prepare on the office PC before heading out. To ensure traceability at a later date, the data can be archived for comparison over the long term on the office PC.

The variable seed rate is yet another way of optimising yield.

The actual quantities and areas processed in the field can be transmitted back to the PC in your office at any time.



Getting the most out of your yield potential

GPS data can be used to start and stop the metering system to avoid seed windows and overlapping.

Differences in the soil and growth rate within a field can be taken into account during drilling. Simply select the site-specific quantity of seeds per square metre to get the best yield.

The precision application of seed, fertiliser and spray utilising technology leads to savings on variable costs of up to 5 %.




agrirouter and NEXT Machine Management

PÖTTINGER is a member of the agrirouter programme along with many other agricultural machinery manufacturers. agrirouter serves as a manufacturer-independent data exchange platform between human, machine and farm software.

NEXT Machine Management networks your PÖTTINGER machinery intelligently with the rest of your fleet. Job files, machine data and application maps, etc. can now be sent easily using the agrirouter directly between the machine and the farm management software. This reduces your daily admin workload.

Exact metering for every type of seed



TERRASEM model

Metering wheel 5
Poppy seed




Metering wheel 7
Poppy seed, oil seed rape

Metering wheel 14
Oil seed rape, phacelia

Metering wheel 28
Phacelia, mustard

Metering wheel 70
Maize, sunflower seed

Seed rate per ha	0.8 - 3 kg	1 - 3.5 kg	3 - 8 kg	7 - 17 kg	6 - 20 kg
3000 D / 3000 D Z	<input type="checkbox"/> / <input type="checkbox"/>	<input type="checkbox"/> / <input type="checkbox"/>	<input type="checkbox"/> / <input type="checkbox"/>	<input type="checkbox"/> / <input type="checkbox"/>	<input type="checkbox"/> / <input type="checkbox"/>
4000 D / 4000 D Z	<input type="checkbox"/> / <input type="checkbox"/>	<input type="checkbox"/> / <input type="checkbox"/>	<input type="checkbox"/> / <input type="checkbox"/>	<input type="checkbox"/> / <input type="checkbox"/>	<input type="checkbox"/> / <input type="checkbox"/>
V 4000 D / V 4000 D Z	<input type="checkbox"/> / <input type="checkbox"/>	<input type="checkbox"/> / <input type="checkbox"/>	<input type="checkbox"/> / <input type="checkbox"/>	<input type="checkbox"/> / <input type="checkbox"/>	<input type="checkbox"/> / <input type="checkbox"/>
V 6000 D / V 6000 D Z	<input type="checkbox"/> / <input type="checkbox"/>	<input type="checkbox"/> / <input type="checkbox"/>	<input type="checkbox"/> / <input type="checkbox"/>	<input type="checkbox"/> / <input type="checkbox"/>	<input type="checkbox"/> / <input type="checkbox"/>
V 8000 D	<input type="checkbox"/>	<input type="checkbox"/>	<input type="checkbox"/>	<input type="checkbox"/>	<input type="checkbox"/>
V 9000 D	<input type="checkbox"/>	<input type="checkbox"/>	<input type="checkbox"/>	<input type="checkbox"/>	<input type="checkbox"/>



TERRASEM model

Dual metering wheel 14
Poppy seed

Dual metering wheel 28
Poppy seed, oil seed rape

Dual metering wheel 56
Phacelia, mustard

Dual metering wheel 140
Maize, sunflower seed

Dual metering wheel 280
Maize, sunflower seed

Seed rate per ha	0.8 - 3 kg	3 - 8 kg	8 - 17 kg	8 - 20 kg	20 - 30 kg
V 8000 D Z / V 8000 Z CLASSIC	<input type="checkbox"/> / <input type="checkbox"/>	<input type="checkbox"/> / <input type="checkbox"/>	<input type="checkbox"/> / <input type="checkbox"/>	<input type="checkbox"/> / <input type="checkbox"/>	<input type="checkbox"/> / <input type="checkbox"/>
V 8000 D Z / V 9000 Z CLASSIC	<input type="checkbox"/> / <input type="checkbox"/>	<input type="checkbox"/> / <input type="checkbox"/>	<input type="checkbox"/> / <input type="checkbox"/>	<input type="checkbox"/> / <input type="checkbox"/>	<input type="checkbox"/> / <input type="checkbox"/>






Metering wheel selection app

To help you find the perfect metering wheel for your seed drill, we have developed an app: METERING WHEEL ASSIST.

You can use this app to find the best metering wheel in just a few clicks.



Often ordered together



Metering wheel 140
maize, sunflower seed,
whole crop forage

Metering wheel 290
Hybrid cereals, wheat,
rye

Metering wheel 550
Wheat, barley,
oats, rye

Metering wheel 690
Beans, peas, spelt

20 - 30 kg

60 - 80 kg

95 - 275 kg

270 - 360 kg

□/□

□/□

□/□

□/□

□/□

□/□

□/□

□/□

□/□

□/□

□/□

□/□

□/□

□/□

□/□

□/□

□

□

□


□

□

□

□

□



Dual metering wheel 430
Cereal hybrids,
fertiliser

Dual metering wheel 830
Cereals, fertiliser

Dual metering wheel 1020
Beans, peas,
fertiliser

60 - 80 kg

95 - 280 kg

270 - 420 kg

□/□

□/□

□/□


□/□

□/□


□/□

■ = Standard, □ = Optional

Accessories



Radar sensor for metering system




Telescopic drawbar



Load sensing fan drive system



Fan integrated into hopper




Optional seed hopper

Universal seed drill technology / Universal seed drill technology with FERTILIZER


3000 D / 3000 D Z	<input type="checkbox"/> /□	<input type="checkbox"/> /□	<input type="checkbox"/> /□	<input type="checkbox"/> /□	<input type="checkbox"/> /□
4000 D / 4000 D Z	<input type="checkbox"/> /□	<input type="checkbox"/> /□	<input type="checkbox"/> /□	<input type="checkbox"/> /□	<input type="checkbox"/> /□
V 4000 D / V 4000 D Z	<input type="checkbox"/> /□	<input type="checkbox"/> /□	<input type="checkbox"/> /□	<input type="checkbox"/> /□	<input type="checkbox"/> /□
V 4000 CLASSIC / Z	<input type="checkbox"/> /□	<input type="checkbox"/> /□	<input type="checkbox"/> /□	<input type="checkbox"/> /□	<input type="checkbox"/> /□
V 6000 D / V 6000 D Z	<input type="checkbox"/> /□	<input type="checkbox"/> /□	<input type="checkbox"/> /□	<input type="checkbox"/> /□	<input type="checkbox"/> /□
V 6000 CLASSIC / Z	<input type="checkbox"/> /□	<input type="checkbox"/> /□	<input type="checkbox"/> /□	<input type="checkbox"/> /□	<input type="checkbox"/> /□
V 8000 D / V 8000 D Z	<input type="checkbox"/> /□	<input type="checkbox"/> /□	<input type="checkbox"/> /□	<input type="checkbox"/> /□	-/-
V 8000 CLASSIC / Z	<input type="checkbox"/> /□	<input type="checkbox"/> /□	-/-	<input type="checkbox"/> /□	-/-
V 9000 D / V 9000 D Z	<input type="checkbox"/> /□	<input type="checkbox"/> /□	<input type="checkbox"/> /□	<input type="checkbox"/> /□	-/-
V 9000 CLASSIC / Z	<input type="checkbox"/> /□	<input type="checkbox"/> /□	-/-	<input type="checkbox"/> /□	-/-




Hydraulic auger for seed hopper



Levelling paddles on coulter rail



Symmetrical – asymmetrical tramline switching



Half width switching



Seed flow monitoring

Universal seed drill technology / Universal seed drill technology with FERTILIZER

3000 D / 3000 D Z	<input type="checkbox"/> /□	<input type="checkbox"/> /□	<input type="checkbox"/> /□	-/-	<input type="checkbox"/> /□
4000 D / 4000 D Z	<input type="checkbox"/> /□	<input type="checkbox"/> /□	<input type="checkbox"/> /□	<input type="checkbox"/> /□	<input type="checkbox"/> /□
V 4000 D / V 4000 D Z	<input type="checkbox"/> /□	<input type="checkbox"/> /□	<input type="checkbox"/> /□	<input type="checkbox"/> /□	<input type="checkbox"/> /□
V 4000 CLASSIC / Z	<input type="checkbox"/> /□	<input type="checkbox"/> /□	<input type="checkbox"/> /□	<input type="checkbox"/> /□	<input type="checkbox"/> /□
V 6000 D / V 6000 D Z	<input type="checkbox"/> /□	<input type="checkbox"/> /□	<input type="checkbox"/> /□	<input type="checkbox"/> /□	<input type="checkbox"/> /□
V 6000 CLASSIC / Z	<input type="checkbox"/> /□	<input type="checkbox"/> /□	<input type="checkbox"/> /□	<input type="checkbox"/> /□	<input type="checkbox"/> /□
V 8000 D / V 8000 D Z	<input type="checkbox"/> /□	<input type="checkbox"/> /□	<input type="checkbox"/> /□	<input type="checkbox"/> /□	<input type="checkbox"/> /□
V 8000 CLASSIC / Z	<input type="checkbox"/> /□	<input type="checkbox"/> /□	<input type="checkbox"/> /□	-/-	<input type="checkbox"/> /□
V 9000 D / V 9000 D Z	<input type="checkbox"/> /□	<input type="checkbox"/> /□	<input type="checkbox"/> /□	<input type="checkbox"/> /□	<input type="checkbox"/> /□
V 9000 CLASSIC / Z	<input type="checkbox"/> /□	<input type="checkbox"/> /□	<input type="checkbox"/> /□	-/-	<input type="checkbox"/> /□

More equipment options

- Tractor independent PTO-driven hydraulic pump
- Hydraulic folding side loading platform is standard
- Special metering wheels
- Scrapers for press wheels
- Weighing scales for calibration

Often ordered together



LED floodlighting package



Tractor track eradicator discs



Spring loaded tractor track eradicators



Front board




Levelling board in front of tyre packer



Bout markers

□/□	□/□	□/□	□/□	□/-	□/□
□/□	□/□	□/□	□/□	□/-	□/□
□/□	□/-	□/□	□/□	□/-	□/□
□/□	□/-	□/□	□/□	-/-	□/□
□/□	□/-	□/□	□/□	□/-	□/□
□/□	□/-	□/□	□/□	-/-	□/□
□/□	□/-	□/□	□/□	□/-	□/□
□/□	□/-	□/□	□/□	-/-	□/□



Tramline bout marker



Distributor insert for row spacing 25 / 37.5 / 50 / 75 cm



Press wheels with metal rims



Jockey wheels



Scrapers for packer wheels



Braking system air brakes / hydraulic brakes

□/□	□ □ □ □	□/□	-/-	□/□	□/□
□/□	□ - □ -	□/□	-/-	□/□	□/□
□/□	□ - □ -	□/□	-/-	□/□	□/□
□/□	□ □ □ □	□/□	□/-	□/□	□/□
□/□	□ - □ -	□/□	□/-	□/□	□/□
□/□	□ □ □ □	□/□	□/-	□/□	□/□
□/□	□ □ □ □	□/□	□/-	□/□	□/□

■ = Standard, □ = Optional

Technical data

TERRASEM Model	3000 D / 3000 D Z	4000 D / 4000 D Z	V 4000 D / V 4000 D Z
Working width	3.0 m	4.0 m	4.0 m
Seed hopper volume		3,600 l / 4,200 l	
Seed hopper volume optional		4,700 l / 5,600 l	
Number of disc harrow discs	24	32	32
WAVE DISC row spacing	12.5 cm / 16.7 cm	12.5 cm / 16.7 cm	12.5 cm / 16.7 cm
Harrow disc diameter	510 mm	510 mm	510 mm
Disc angle	+15° to the direction of travel / +7° vertical		
WAVE DISC diameter	510 mm	510 mm	510 mm
Distributor heads cereals / fertiliser	1 / 1 + 1	1 / 1 + 1	1 / 1 + 1
Number of seed coulters 12.5 cm spacing	24	32	32
Number of fertiliser coulters 12.5 cm spacing	12	16	16
Number of seed coulters 16.7 cm spacing	18	24	24
Number of fertiliser coulters 16.7 cm spacing	9	12	12
Coulter disc diameter	380 mm	380 mm	380 mm
Press wheel diameter	380 mm	380 mm	380 mm
Fertiliser coulter diameter	380 mm	380 mm	380 mm
Coulter spacing	320 mm	320 mm	320 mm
Pressure per seed coulter	40 – 120 kg	40 – 120 kg	40 – 120 kg
Pressure per fertiliser coulter	up to 180 kg	up to 180 kg	up to 180 kg
Length of machine	8.35 m – 10.20 m		
Transport width	3.00 m	4.00 m	3.00 m
Transport height	2.98 m / 3.28 m	2.98 m / 3.28 m	2.98 m / 3.28 m
Standard filling height	2.88 m / 2.88 m	2.88 m / 2.88 m	2.88 m / 2.88 m
Optional filling height	3.20 m / 3.20 m	3.20 m / 3.20 m	3.20 m / 3.20 m
Number of packer tyres	6	8	8
Power requirement kW	81-125 / 99-132 kW	103-176 / 118-199 kW	103-176 / 118-199 kW
Power requirement hp	110-170 / 135-180 hp	140-240 / 160-270 hp	140-240 / 160-270 hp
Weight	5,400 / 5,600 kg	6,900 / 7,150 kg	7,200 / 7,900 kg

V 6000 D / V 6000 D Z	V 8000 D / V 8000 D Z	V 9000 D / V 9000 D Z
6.0 m	8.0 m	9.0 m
3,600 l / 4,200 l		5,600 l
4,700 l / 5,600 l		-
48	64	72
12.5 cm / 16.7 cm	12.5 cm / 16.7 cm	12.5 cm / 16.7 cm
510 mm	510 mm	510 mm
+15° to the direction of travel / +7° vertical		
510 mm	510 mm	510 mm
1 / 1 + 1	2 / 2 + 1	2 / 2 + 1
48	64	72
24	32	36
36	48	54
18	24	27
380 mm	380 mm	380 mm
380 mm	380 mm	380 mm
380 mm	380 mm	380 mm
320 mm	320 mm	320 mm
40 – 120 kg	40 – 120 kg	40 – 120 kg
up to 180 kg	up to 180 kg	up to 180 kg
8.35 m – 10.20 m		
3.00 m	3.00 m	3.00 m
2.98 m / 3.28 m	3.98 m	4.45 m
2.88 m / 2.88 m	3.20 m / 3.20 m	3.20 m / 3.20 m
3.20 m / 3.20 m	-	-
12	16	18
140-243 / 169-243 kW	221-294 / 221-368 kW	243-368 / 243-368 kW
190-330 / 230-330 hp	300-400 / 300-500 hp	330-500 / 330-500 hp
9,750 / 10,400 kg	11,300 / 13,000 kg	13,600 / 15,600 kg



MyPÖTTINGER – it's easy. Anytime. Anywhere.

Benefit from numerous advantages

MyPÖTTINGER is our customer portal that provides you with key information about your PÖTTINGER machines.

Get specific information and useful tips on your PÖTTINGER machines in "My machines". And find out more about the PÖTTINGER product range.

My machines

Add your PÖTTINGER machinery to "My machines" and assign a name. You will receive valuable information such as: useful tips on your machine, operating instructions, spare parts lists, maintenance information, as well as all the technical details and documentation.

Info on the product range

MyPÖTTINGER provides you with machine-specific information for all machines built starting 1997.

Scan the QR code on the machine's data plate with a smartphone or tablet or go to www.mypoettinger.com and enter the machine number from the comfort of your own home. You will immediately receive all the information on your machine, such as: instruction manuals, equipment options information, brochures, photos and videos.

ORIGINAL PARTS



CLASSIC

DURASTAR

DURASTAR PLUS

Rely on the original

PÖTTINGER Original Parts meet the highest demands in terms of functionality, reliability and performance. These are characteristics that PÖTTINGER is committed to delivering.

That is why we manufacture PÖTTINGER Original Parts from the highest quality materials. We ideally match each individual spare part and wear part to your machinery's overall system. This is because different soil and operating conditions often need to be taken into consideration.

We have been listening to our customers and now offer three different lines - CLASSIC, DURASTAR and DURASTAR PLUS - to make sure you have the right part to meet every requirement. Original parts are worth every cent, because know-how cannot be copied.

Your advantages

- Immediate and long-term availability.
- Maximum durability thanks to innovative production processes and the use of the highest quality materials.
- Avoidance of malfunctions due to a perfect fit.
- The best working results thanks to optimum match to the overall system of the machine.
- Save time and costs thanks to longer replacement intervals on wear parts.
- Comprehensive quality testing.
- Ongoing advancement through research and development.
- Worldwide spare parts supply.
- Attractive, competitive prices for all spare parts.

Wear parts

The CLASSIC line is for standard duty applications. With these ORIGINAL INSIDE parts we have defined the benchmark for quality, best price/performance ratio and reliability.

DURASTAR is the innovation on the wear components market - durable, high quality, productive and reliable.

Are you used to putting your machines to work in the most extreme conditions? Then the DURASTAR PLUS line is the right choice for you.



More success with PÖTTINGER

- A family-owned company since 1871
Your reliable partner
- Specialist for arable and grassland
- Future-safe innovation for outstanding working results
- Roots in Austria - at home throughout the world

Perfect, efficient sowing for the best emergence

- Tillage, consolidation and sowing combined in one seed drill, with fertilisation and sowing a companion crop available as options
- Universal applications, regardless of whether mulch drilling, conventional drilling or minimum tillage
- Guarantees unique ground tracking capability and uniform seed placement depth
- Flexibility that is more than worth the investment with IDS – the Intelligent Distribution System
- Cost effective, extremely versatile and convenient to operate

Ask for more information:

PÖTTINGER Landtechnik GmbH

Industriegelände 1
4710 Grieskirchen
Austria
Phone +43 7248 600-0
info@poettinger.at
www.poettinger.at

Alois PÖTTINGER UK Ltd.

15 St Marks Road, Corby
Northamptonshire,
NN18 8AN
United Kingdom
Phone + 44 1536 272 220
info@pottinger.uk
www.pottinger.uk

POETTINGER Canada Inc.

460 Rue Robinson Sud
Granby, QC, J2G 7N6
Canada
Phone +1 450 372 5595
Fax +1 866 417 1683
info@poettinger.ca
www.poettinger.ca

POETTINGER US, Inc.

393 Pilot Drive
Valparaiso, IN 46383
USA
Phone +1 219 510 5534
Fax + 1 219 707 5412
info@poettinger.us
www.poettinger.us

PÖTTINGER Australia PTY LTD

11 Efficient Drive
Truganina VIC 3029
Australia
Phone +61 3 8353 2770
info@poettinger.com.au
www.poettinger.com.au

POETTINGER Ireland Ltd.

Glenaleamy, Powerstown Road,
Clonmel, Co. Tipperary
Ireland
Phone +353 52 6125766
info@poettinger.ie
www.poettinger.ie

Importer for New Zealand:

Origin Agrup
PO Box 673, 57 Hautapu Road
Cambridge
New Zealand
Phone +64 7 823 7582
info@originagroup.co.nz
www.originagroup.co.nz

Importer for South Africa:

VALTRAC
Cnr. Water & Buiten Street
9585 Parys
South Africa
Phone +27 56 817 7338 7308
wynn@valtrac.co.za
www.valtrac.co.za