

Rakes
TOP

 **PÖTTINGER**

Nothing rakes neater


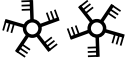
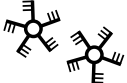
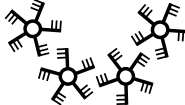


Nothing rakes neater



Raking has a decisive influence at the end of the harvest chain on how clean the forage remains. The lowest possible forage contamination combined with minimal raking losses is what TOP rakes from PÖTTINGER stand for. Perfect ground tracking thanks to the unique MULTITAST jockey wheel system provides the basis, as confirmed by a DLG Focus test. After all, TOP rakes are all about delivering top quality forage.

Contents

	The best forage	4-5
	Clean and tidy raking work	6-13
	Maximum uptime and durability	14-15
	Single-rotor rakes	16-21
	TOP 342, 382, 422, 462	18-19
	TOP 422 A, 462 A	20-21
	Twin rotor rakes with centre swath delivery	22-33
	TOP 612	24-25
	TOP 612 C, 702 C, 762 C, 762 C CLASSIC	26-29
	TOP 882 C, 962 C	30-33
	Twin rotor rakes with side swath delivery	34-47
	TOP 652, 662	36-39
	TOP VT 6820 S, VT 7620 S	40-43
	TOP 632 A, 692 A, 782 A	44-47
	Four-rotor rakes	48-59
	TOP 1252 C, 1403 C, VT 12540 C	50-59
	agrirouter	60-61
	Accessories / Technical data	62-67
	Accessories	62-63
	Technical data	64-65
	MyPÖTTINGER / ORIGINAL PARTS	66-67

All information on technical data, dimensions, weights, output, etc. and the images shown, are approximate and are not binding. The machines shown do not feature country-specific equipment and may include equipment that is not supplied as standard, or is not available in all regions. Your PÖTTINGER dealership would be pleased to provide you with more information.

The best forage



The best quality basic ration is the basis for your success

The production of high-quality basic ration from meadows, pastures and whole crop is the basis of every grassland farm. Ruminants are fussy about their forage.

The quality of their basic ration will determine whether your animals consume the forage in high quantities, or not. In addition to energy content, odour and taste, a low crude ash content plays a critical role.

They go for a basic ration that is clean and nutritious. The amount of concentrates used can be reduced. This cuts feeding costs while at the same time improving animal health.

Yet producing the best forage is not done by coincidence. The foundation for this is laid by the botanical composition of the crop. The volume and quality yielded here must be maintained along the entire harvest chain.


That is why at PÖTTINGER we provide you with a tool to prepare your forage for clean, tidy, loss-free harvesting: the TOP rake.

"Good ground tracking is important to me"

"We need machines that have excellent ground tracking. That is really important to me and also the reason why we work with a PÖTTINGER rake.

We have a TOP 662 with MULTITAST jockey wheel system. This allows the hay to be picked up cleanly from the ground without the tines scratching and digging into the soil. That's how we can prevent dirt ingress into the forage."

Christophe Chambon
Farmer
Sancey | France



MULTITAST wheel for the best quality forage

"I run an organic farm with 120 hectares. I also have a sheep farm and a contracting business. That is where I use the TOP 1252 C.

What is particularly important for me is the flexible working width, which I can adjust depending on the volume of forage so that the follow-up harvest machines are optimally utilised. A clean and tidy swath and a good raking quality are essential for high output and clean harvesting, which this rake delivers in full. Because forage quality is what matters most to my customers, I have equipped my rake with the MULTITAST jockey wheel system."

Dominik Anzengruber
Farmer and contractor
Geiersberg | Austria

HARVEST ASSIST

The HARVEST ASSIST app, which is available free-of-charge from PÖTTINGER, optimizes forage harvesting for the best fermentation process in the clamp. By taking into account the crop volumes, the distance from the field to the clamp, and the compaction rate in the clamp, the app deploys the mower, tedder, rake and loader wagon in the field to optimise delivery to the clamp and avoid traffic jams. Available for iOS and Android, the app can be easily installed on any smartphone.

In just a few steps, fields can be added and assigned to each of the machines. The intuitive display shows all the fields to be harvested, their status and the live locations of all machines. The loader wagon driver can see at a glance which fields have already been raked.

An optimised harvesting sequence of the fields is calculated automatically based on the distance between each field and the clamp so that forage is delivered to the clamp at regular intervals to avoid delivery peaks.

Clean and tidy raking work



Collect everything, as long as it's clean

Forage harvesting is about collecting all the forage lying in the field. But only the forage.

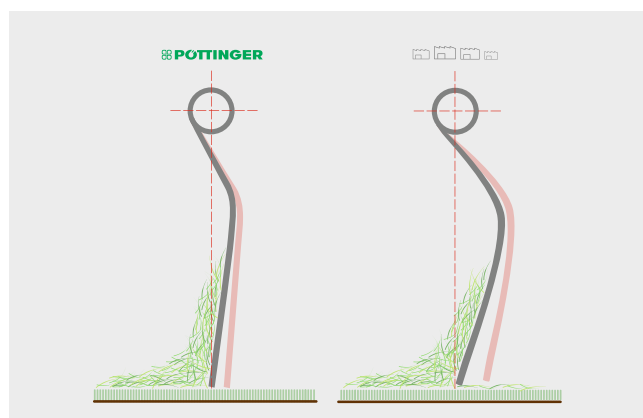
Collection losses must be kept to a minimum so that the full potential of nutrients can end up at the feed barrier. At the same time, dirt ingress needs to be avoided.

The rake therefore needs to work as close to the ground as possible without scraping. Our TOP rakes meet this requirement precisely.

TOP rakes deliver millimetre precision

For clean and tidy raking work, the tines, rotor chassis and an additional jockey wheel outside the rotor are a well-matched team on TOP rakes.

- The tines lift the crop slightly to ensure it is swept cleanly without dragging the forage across the ground.
- The wide rotor chassis with large support triangle ensures smooth running, stability on steep ground and precision ground tracking.
- The PÖTTINGER MULTITAST wheel, which follows the contours immediately in front of the tine arc, guarantees perfect tracking over every bump.



Reliable even with high volumes of forage

Tine engagement is on a vertical axis with the tine carrier. The special feature of the PÖTTINGER tines is that the tine leg is only at a slight angle. Due to the lower leverage, the tines do ride up over the sward, even with high volumes of forage, so all the crop is raked into the swath and nothing is left behind.

To ensure a long service life, the outermost tine pair on each tine arm is slightly shorter and thicker than the other tines. Tine breakages are reduced. All bases are covered, because the tine saver system prevents any lost tines from entering the swath.

Angled tines

PÖTTINGER tines are angled forward in a dynamic position. Due to this shape, they actively lift the forage away from the ground – like a pitchfork. As more forage is collected, it rides up the tine unhindered. As a result, the forage is not dragged over the ground along the entire working width. Dirt ingress and disintegration losses are minimised.

- 1 Tine security system
- 2 Jockey wheel inside rotor arc
- 3 Tandem axles
- 4 MULTITAST jockey wheel

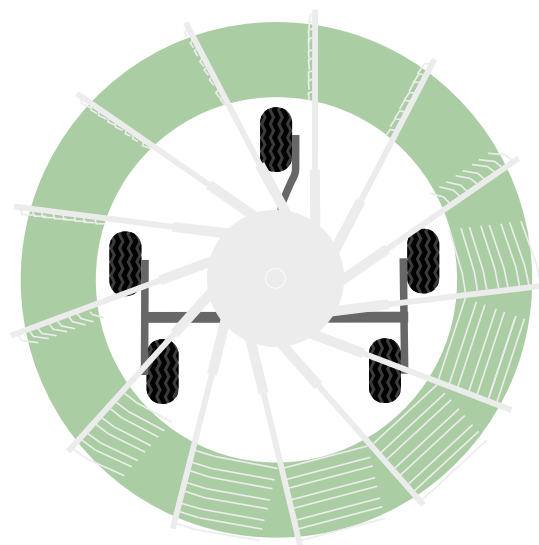
Clean and tidy raking work



Wide rotor chassis

For clean and tidy results and the best stability on the road and in the field, each of the wheels on the rotor chassis is positioned as close as possible to the tine arc.

Together with the jockey wheel that is also inside the rotor arc, a large support triangle is guaranteed. This ensures smooth operation.





Adjusting raking height

The raking height of the TOP rotary rakes can be set either using a hand crank allowing an upright posture, or electro-hydraulically from the cab.

A height indicator scale makes it easy to ensure that the rotors are the same height on models with multiple rotors.

Combined setting of the rotor chassis and MULTITAST wheel is available as an option on some models.



Tandem axles

Many TOP rakes are equipped with tandem axles as standard. They are available as an option on all the others, and can be retrofitted quickly and easily.

Tandem axles halve the effect that any bumps in the ground transmit to the rotor units. This ensures smooth running even at high speeds.

Because the wheels are mounted using offset bolts on the outer tandem axle, the inclination of the rotor can be adjusted at right angles to the direction of travel.

Gimbals rotor suspension

Our trailed TOP models with two or more rotors achieve sufficient freedom of movement of the rotor units for three-dimensional ground tracking because the rotors are mounted in gimbals.

Suspension spring for stabilisation at the headland

At the headland, the raised rotors are stabilised by a tension spring. This prevents the rotor units from swaying, so that it is easier for you to drive over swaths.

It also makes the rear of the rotor chassis touch the ground first, followed by the front, and vice versa when the rotors are raised. This prevents the tines from damaging the sward.

Clean and tidy raking work



Always one wheel ahead with the PÖTTINGER MULTITAST jockey wheel system

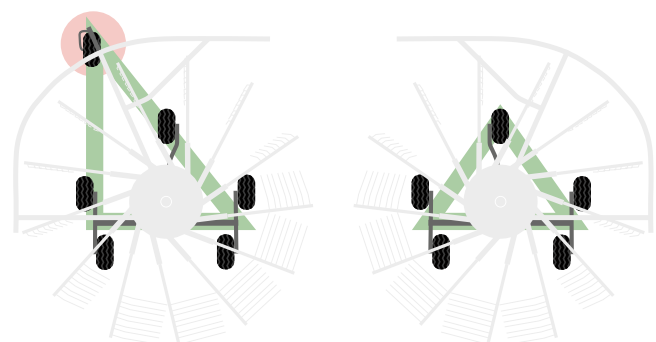
From the point of view of the tines, the wheels on the rotor chassis inside the tine arc react to bumps in the ground too late. Due to the width of the tine array, the front wheel is located around three quarters of a metre behind the arc of the outermost tine.

The only thing that helps here is a jockey wheel running in front of the tines.

The MULTITAST jockey wheel system from PÖTTINGER detects bumps in the ground ahead of the outermost tine and tilts the rotor upwards when there is an incline. On top of the bump, it guides the rotor downwards until the wheel inside the raking arc takes over. This always provides the ideal gap between the tines and the ground. Forage contamination and raking losses are clearly minimised as a result.

Larger support triangle for smoother running

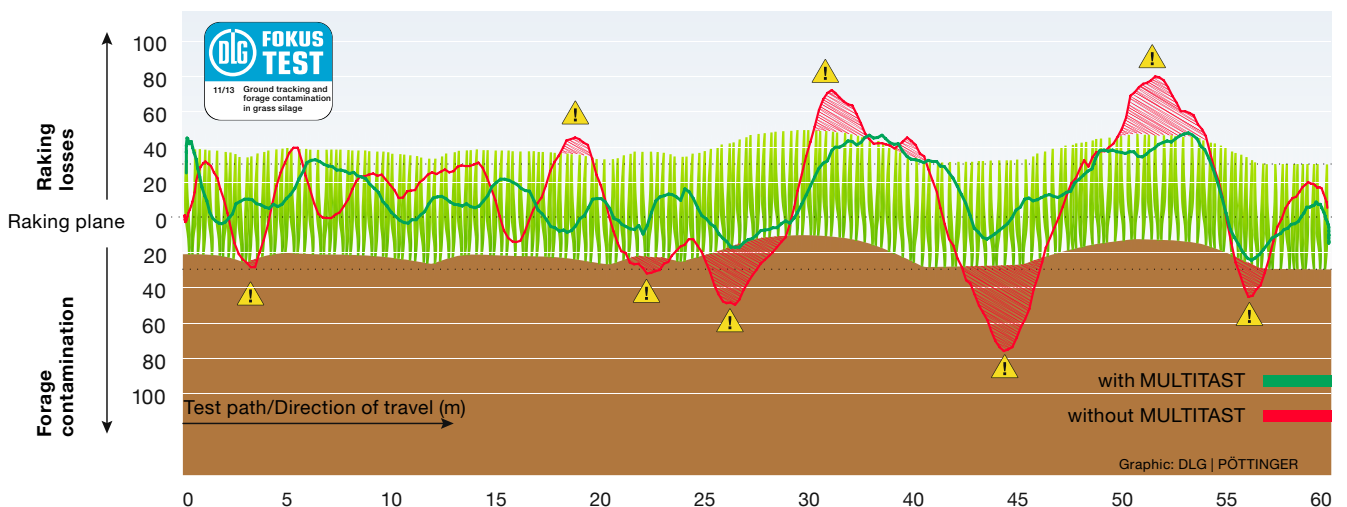
The MULTITAST wheel also greatly increases the size of the rotor unit's support triangle. This makes the rotors run more smoothly and suppresses vibrations.



DLG confirms forage protection

The DLG Focus Test "Ground tracking and forage contamination in grass silage" confirmed this back in 2013: The PÖTTINGER MULTITAST wheel delivers ideal ground tracking and clean forage.

By comparison, the tines on the rotor without the MULTITAST wheel had five times more ground contact over a test distance of 60 metres. At the same time, the tines on the rotor without a jockey wheel skipped over the raking elevation three times more often and caused raking losses.




Less crude ash in the forage


During the test, dirt ingress was reduced by up to two thirds when raking with the MULTITAST jockey wheel system. For the given conditions, this meant a total of 23 g less crude ash per kg of dry matter.

Statements that stand out

Depending on the plant species, each plant has a certain amount of crude ash in the form of minerals and trace elements. In demanding conditions during trials, the unprocessed forage had a crude ash content of 90 g:



Raking without the MULTITAST jockey wheel system added a further 34 g in the form of sand and soil to the 90 g of crude ash:



Raking with the MULTITAST jockey wheel system added only 11 g. Ultimately, a good two thirds less:



Neat raking for successful harvesting

Clean forage makes all the difference because forage contamination has a doubly negative effect in terms of supplying nutrients to ruminants:

- Lower forage value
- Lower forage intake by the livestock

The increase in crude ash content inevitably results in diluting the nutrients. For every 10 g of crude ash, about 0.1 MJ of net energy content for lactation is lost in each kg of dry matter due to dirt ingress.

The crude protein content decreases by around 1.6 g/kg DM.

In addition, contaminated forage is consumed by ruminants in smaller quantities. The reason for this is because it tastes different, and it is not as digestible.

As a rule of thumb: 10 g of dirt contamination results in 200 kg less milk from the basic ration per cow and lactation.

Neat raking work even in demanding conditions





FLOWTAST

At PÖTTINGER we have developed FLOWTAST, a system that replaces the wheeled chassis with a glide bar for maximum reliability in challenging ground conditions.

Thanks to the large surface area of contact with the ground, deep wheel marks, holes or furrows no longer present a problem. In addition, this system has a larger load-bearing capacity compared to the chassis with wheels. This brings considerable advantages, especially on soft and damp ground.

FLOWTAST is available as an option for the TOP 882 C.



Large area of contact up to the point of tine engagement

Thanks to the large contact area of the glide bar, the rotor unit glides over small indentations in the ground.

The distance between the glide bar and tines is minimal. The result: The best tine guidance in challenging terrain.

The rotor inclination is preset using spacer plates.

Hydraulic weight alleviation

A hydraulic cylinder provides powerful weight alleviation for the rotor units. This achieves a ground pressure of approx. 200 kg. This means:


- Minimal wear to glide bar
- Lower tension on the rake frame
- Maximum soil conservation
- Smooth running of the rotor unit

The hydraulic weight alleviation system is adjusted using the existing single-acting spool valve. A pressure gauge for reading the ground pressure is integrated into the mounting frame.

Long service life

An extended service life is ensured by the special wear-resistant plastic (PE 1000). Each glide bar consists of 5 individually exchangeable 15 mm thick plates.

Maximum uptime and durability



Reliability is what matters most

When harvesting forage, what counts is machinery you can depend on. Especially for the precious first cut, the optimal time window is limited to just a few days.

Rapid growth in the spring makes the plants age very quickly. According to long-term maturity tests, the energy content drops by about 0.3-0.6 MJ NEL per week during the main growth phase, depending on geographical location.

To get the best quantity and quality yields, you need reliable harvesting machines.

PÖTTINGER keeps its promise

It is inevitable that large forces act on the rake's cam track and tine arms. To make sure the rotor withstands these loads for decades, the TOPTECH PLUS rotor unit from PÖTTINGER features a large and robust design:

- Large cam track with shallow gradient ramps for less wear on the control levers
- Large tine arm bearing spacing for less radial load on each bearing

Large, adjustable cam track

The large cam tracks have a diameter of 350 mm or 420 mm, depending on the model.

The cam track gently raises the control rollers to minimise the force acting on the rotor unit. Wear is greatly reduced as a result.

You can be sure a long service life is achieved.


The smooth ramps make sure that the tines exit the swath ergonomically. This ensures that a loose and airy swath is placed. The raked forage can then continue to dry in the wind as a result.

The dust-tight encapsulated cam track only needs one greasing point. The rotor gears run in a sealed semi-liquid grease gearbox.

Flexible swath shape

The position of the cam track is infinitely variable adjustable. This means that you can define the exact tine withdrawal point and adapt it to your harvesting conditions.

TOPTECH PLUS rotor technology



Large tine arm bearing spacing

The PÖTTINGER tine arm assemblies feature particularly large bearing spacing on the tine arms. Depending on the rake, they can be up to 900 mm.

This guarantees the lowest radial bearing loads, even with high volumes of forage and high driving speeds.

Additionally, the tine arm bearings are also maintenance-free.

Sturdy tine arms

The tine arms are removable to reduce width and height during transport. The heavy-duty tine arm cross-section is strong and resistant to twisting and bending. The force is transmitted by the profiles. The linch pin is only a security measure. The tine arms are simply slotted in.

All cases covered

The whole tine arm can be exchanged quickly and easily in the event of any damage. Simply undo two bolts to slide the tine arm, control arm and cam roller out of the rotor casing.

- 1 Rotor gearbox unit runs in semi-liquid grease
- 2 Large cam track with a diameter of up to 420 mm
- 3 Tine arm with a bearing spacing of up to 900 mm
- 4 Anti-twist tine arm profile

Single-rotor rake





Three-point mounted single-rotor rake



Lightweight and manoeuvrable

Our single-rotor rakes with working widths between 3.40 m and 4.60 m feature a compact design and are light in weight.

The TOP 342 weighs in at just 474 kg and is therefore ideal for alpine farms.



	Working width	Swath width	Rotor diameter	Number of tine arms per rotor
TOP 342	3.40 m	0.45 – 1.65 m	2.80 m	10
TOP 382	3.80 m	0.60 – 1.65 m	3.00 m	11
TOP 422	4.20 m	0.60 – 1.65 m	3.30 m	12
TOP 462	4.60 m	0.60 – 1.65 m	3.70 m	12

TOP 342, 382, 422, 462



Rotor chassis

The TOP 342 and 382 are equipped with a two wheel chassis as standard. Thanks to the wide axles and large tyres, the rake is always firmly on the ground.

The four wheel chassis with tandem axles (optional on the TOP 342 and 382, standard on the TOP 422 and 462) floats over any bumps perfectly.



Pivoting headstock with heart-shaped pivot pin

Our TOP single-rotor rakes have a pivoting headstock with a vertical axis of rotation and a heart-shaped pivot pin.

In the working position, this prevents the rake from swinging out when cornering.

The vertical axis of rotation prevents under-running when working downhill.

When the rake is raised, the heart-shaped pivot pin automatically centres itself in the motion link to secure the machine in the centre position.

This design guarantees the greatest lifting height at the headland even when used with small tractors, because the rake does not sag.



Stabiliser struts

Two mechanical stabiliser struts on the headstock ensure that the machine runs smoothly during operation. These ensure gentle centring, which is an advantage when working on slopes. At the headland and during road transport, they support the centring of the heart-shaped pivot pin.

On the TOP 342 and 382 the stabiliser struts are available as an option, while on the TOP 422 and 462 they are fitted as standard.



Safe road transport

With the swath curtain raised on the TOP 342 and 382, you achieve a transport width of less than 3.0 m without removing tine arms.

On the two larger models, simply remove the tine arms and stow them on the space-saving holders. The tines are secured using lynch pins. Fold the guard rail vertically to make your TOP ready for road transport.

The transport interlock enhances your safety on the road.

Warning signs and lighting are optional for the TOP 342 and 382 and standard on the TOP 422 and 462.

Trailed single-rotor rakes



High performance with small tractors

Our trailed single-rotor rakes are designed to cover wider working widths with small tractors. Thanks to the trailed design, no load is exerted on the tractor hitch.

The two models offer you a working width of 4.20 m and 4.60 m.



	Working width	Swath width	Rotor diameter	Number of tine arms per rotor
TOP 422 A	4.20 m	0.60 – 1.65 m	3.30 m	12
TOP 462 A	4.60 m	0.60 – 1.65 m	3.70 m	12



Rotor chassis

The two rakes are equipped with a four wheel chassis with tandem axles as standard. Together with the 18.5 x 8.5-8 tyres, they perfectly compensate for bumpy ground. This guarantees smooth running in the field and on the road.

Due to its wide axles, the rake is stable on the ground.



Parallel lifting drawbar

Thanks to the parallelogram drawbar, both trailed versions can be hitched to the tractor's linkage bar or ring hitch.

Rotor lift system

One single-acting connection to the tractor hydraulics is all that you need for lifting. Hydraulic cylinders on the chassis and drawbar provide 50 cm of ground clearance.

Safe road transport

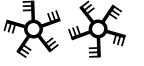
You simply use the tandem axles as a transport chassis.

For transport on the road, simply remove the tine arms and stow them on the space-saving holders. The tines are secured using lynch pins. Fold the guard rail vertically to make your TOP ready for road transport.

Warning signs and road lights are standard.

Twin rotor rake with centre swath delivery





Compact entry-level model



Straightforward, compact twin rotor rake on three-point hitch

The TOP 612 is particularly manoeuvrable thanks to its compact design without a chassis. Thanks to its small rotor diameter, this rake also adapts particularly well to uneven terrain.

The rake mounted on the hitch with a working width of 5.90 m is extremely convenient to operate in fields where a lot of turns are needed.



	Working width	Swath width	Rotor diameter	Number of tine arms per rotor
TOP 612	5.90 m	1.00 m	2.82 m	11



Rotor chassis

As standard, the TOP 612 is equipped with a two-wheel chassis.

The optional four-wheel chassis with tandem axles adapts ideally to any terrain and perfectly compensates for any bumps in the ground.



Pivoting headstock with stabiliser struts

Thanks to the pivoting headstock, your centre-swath rake follows in the tractor's path when cornering.

Two mechanical stabiliser struts on the headstock ensure that the machine runs smoothly during operation. These ensure gentle centring, which is an advantage when working on slopes.

The rotors are locked hydraulically in the central position during lifting.

The ground clearance of 80 cm facilitates turning and prevents damage to swaths.



Rotor suspension

With the TOP 612 you can halve the working width and also rake with just one rotor.

In addition, the floating rotor support arms allow the rotors to track the ground independently.



Compact dimensions

Being able to store the TOP 612 in its transport position really saves space. If you want to reduce the transport height, simply remove the tine arms.

Parking wheels make it easier to mount on the tractor and manoeuvre in the machine shed.

Warning signs and road lights are standard.

Manoeuvrable mid-range



The efficient mid-range

We meet the higher expectations of medium-sized farms with our TOP 612 C, TOP 702 C, TOP 762 C and TOP 762 C CLASSIC trailed rakes.

At a fixed working width of 5.90 m, the TOP 612 C is our smallest trailed twin rotor rake with central swath delivery.

The working width of the TOP 702 C, 762 C and 762 C CLASSIC can be flexibly adjusted to any situation, either mechanically or hydraulically.



	Working width	Swath width	Rotor diameter	Number of tine arms per rotor
TOP 612 C	5.90 m	1.00 m	2.80 m	11
TOP 702 C	6.25 – 6.90 m	1.00 – 1.80 m	3.07 m	11
TOP 762 C CLASSIC	6.75 – 7.50 m	1.10 – 2.00 m	3.30 m	11
TOP 762 C	6.75 – 7.50 m	1.10 – 2.00 m	3.30 m	13

TOP 612 C, 702 C, 762 C, 762 C CLASSIC



Rotor chassis

The TOP 612 C, 702 C and 762 C CLASSIC are equipped with a three-wheel chassis as standard.


You also have the option (standard on the TOP 762 C) of equipping your rake with a five-wheel tandem axle chassis.



Mechanical working width adjustment

The TOP 702 C, 762 C and 762 C CLASSIC are equipped with mechanical adjustment of the working width and swath width as standard. A turnbuckle is used to adjust the working width and is the ideal solution for farms where the width only needs to be changed occasionally.

An indicator scale helps you achieve the right setting.



Hydraulic working width adjustment

Available as an option, the working width can be adjusted hydraulically without leaving the tractor seat.

Also on this version, the working width indicator is clearly visible from the tractor cab.



Flow splitter

With the optional flow splitter, you can always lift the rotors evenly. This gives you additional stability on steep ground.

Manoeuvrable mid-range



Sufficient lifting height

The swath curtain automatically tilts to the side for high ground clearance.



Individual lift capability

One single-acting connection to the tractor hydraulics is all that is needed for lifting the rotors. With the optional Basicline preselect system, you can choose between lifting and lowering the two rotors together or separately.



Stable on steep ground

Due to the low construction, these rakes have a low centre of gravity. AS-profile tyres also enhance safety on steep ground.



Tyres

Two different tyre packages are available for the chassis.

- 260/70-15.3 (standard)
- 340/55-16 (optional)
- 380/55-17 (optional)
- 15/55-17 AS (optional)
- 10/75-15.3 AS (optional on TOP 612 C)

TOP 612 C, 702 C, 762 C, 762 C CLASSIC



Yoke tube mounting

The machine is mounted as standard using a yoke. The wide angle PTO shaft is fitted with a freewheel.

A practical PTO shaft holder and hose tidy are standard equipment for uncluttered storage.



Ackermann steering

The yoke enables a turning angle of up to 73°. You can clearly see the steering angle indicator from the driver's seat.

There is a strong, maintenance-free steering linkage between the yoke and the axles. The Ackermann steering allows a short construction. The machine is manoeuvrable and follows in the tractor's tracks.



Optional narrow chassis frame

You can also choose a 2.55 m track width as an option for especially narrow transport widths on the TOP 702 C, 762 C, and 762 C CLASSIC.



Safe road transport

With a transport height of less than 4 m, there is no need for you to leave the tractor cab to remove tine arms before driving to the next field.

Warning signs and road lights are standard.

The highest performance models



High performance centre-swath rakes

On the TOP 882 C and 962 C we at PÖTTINGER combine high output with the best working results.

Our large twin rotor centre-swath rakes achieve working widths of 7.70 m – 8.80 m and 8.90 m – 9.60 m respectively.



	Working width	Swath width	Rotor diameter	Number of tine arms per rotor
TOP 882 C	7.70 – 8.80 m	1.30 – 2.60 m	3.70 m	13
TOP 962 C	8.90 – 9.60 m	1.30 – 2.20 m	4.30 m	15



Rotor chassis

As standard, the TOP 882 C has a five-wheel chassis with tandem axles and a steerable jockey wheel inside the rotor arc.

Due to its large diameter rotor, the TOP 962 C is equipped with a six-wheel chassis and two steerable jockey wheels inside the rotor arc.



Hydraulic working width adjustment

The hydraulic working width adjustment system is standard. The indicator scale is clearly visible from the tractor seat.

Swath widths range from 1.30 m to 2.60 m on the TOP 882 C and from 1.30 m to 2.20 m on the TOP 962 C.



Suspension springs

The suspension springs make sure that the rotors run smoothly in the working position. They also greatly increase stability on steep ground and when lifting the rotors individually.



FLOWTAST

At PÖTTINGER we have developed FLOWTAST, a system that replaces the wheeled chassis with a glide bar for maximum reliability in challenging ground conditions.

FLOWTAST is available as an option for the TOP 882 C.

For more details, see page 13.

The highest performance models



Adjustable lifting clearance

You can adjust the headland lifting clearance using a valve for limiting the lifting height.



Basicline preselect system

For convenient operation, there is a choice of two options with the Basicline preselect system.

- Individual lift capability
- Individual rotor lifting and hydraulic raking height adjustment

Both versions include electric actuation for the transport interlock.



Individual lift capability

One single-acting connection to the tractor hydraulics is all that is needed for lifting the rotors. Using the Basicline preselect system, the rotors can also be lifted and lowered individually to rake left-over areas and field edges.



Hydraulic raking height adjustment

To get the best quality forage, you need to adjust your rake precisely. On the TOP 882 C and 962 C, you can choose the option to conveniently adjust the raking height hydraulically from the tractor cab.



Ackermann steering

The machine is attached to the tractor by a yoke that enables a turning angle of 73°. You can clearly see the steering angle indicator from the driver's seat.

There is a strong, maintenance-free steering linkage between the yoke and the axles. The Ackermann steering allows a short construction. The machine is manoeuvrable and follows in the tractor's tracks.

High output for straw

The large TOP centre-swath rakes can be used for silage, hay, and also for raking straw.

If required, the MULTITAST jockey wheel system can simply be removed.



Tyres and brakes

Two different tyre packages are available for the chassis.

- 340/55-16 (standard)
- 380/55-17 (optional)
- 15/55-17 AS (optional)

Pneumatic brakes are available as an option.

Transport height less than 4 m

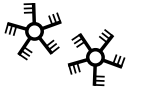
The hydraulic working width adjustment system is also used for lifting into the transport position.

The mechanical safety interlock engages automatically. The transport height with the tine arms fitted is 3.99 m or 4.60 m. With the tine arms removed, the transport height is 3.50 m or 3.95 m.

Lights and mudguards are fitted as standard.

Twin rotor rake with side swath delivery





Flexible side rakes



Large swaths with small tractors

With our twin rotor rakes with side swath delivery, you can rake large swaths with a minimum power requirement.

The cost effective TOP 652 rake has a fixed working width of 6.40 m. The swath is raked to the left.

The flexible TOP 662 rake places the swath to the right and has a working width of 6.55 m when raking into one swath. You also have the option of a dual swath function with a working width of 7.30 m.



	Working width	Swath width	Swath formation	Rotor diameter	Number of tine arms per rotor
TOP 652	6.40 m	1.00 m	left	3.00 / 3.15 m	10 / 12
TOP 662	6.55 / 7.30* m	1.00 – 1.80 m	right	3.07 m	12



* Dual swath function



Rotor chassis

The TOP 652 has a four wheel chassis with tandem axles the MULTITAST jockey wheel as standard.

The TOP 662 is equipped with three wheel chassis as standard. As an option, you can choose the five-wheel chassis with tandem axles. On both versions, the jockey wheel inside the arc of the rotor can be steered.



Dual swath function

If you also want to use your rake for night swaths or in hay and straw, you can equip the TOP 662 with a dual swath function.

The rotors are simply moved apart using double-acting hydraulic cylinders.

The second swath curtain is then brought into position.

With two swaths the working width increases from 6.55 m to 7.30 m.

Hydraulic swath curtain adjustment

A hydraulic swath curtain adjustment system is available as an option for the TOP 662. You can use this to adjust the swath width conveniently from the tractor seat within the range of 80 cm.

Sequence control

The rotors are lifted by single-acting cylinders. Both rotors are lifted and lowered one after the other via step sequence control.

On the TOP 662, the rotors are lifted and lowered via matrix-controlled valves that can be adjusted individually.

Flexible side rakes



Sufficient lifting height

With a ground clearance of 50 cm on the TOP 652 and 55 cm on the TOP 662, there is no risk of damaging cross swaths at the headland.

Individual lift capability

One single-acting connection to the tractor hydraulics is all that is needed for lifting the rotors. On the TOP 662, the Basicline preselect system lets you choose between lifting and lowering the two rotors together or separately.



Stable on steep ground

Due to the low construction, these rakes have a low centre of gravity. AS-profile tyres also enhance safety on steep ground.

Tyres

Two different tyre packages are available for the chassis.

- 260/70-15.3 (standard)
- 340/55-16 (optional on TOP 662)
- 380/55-17 (optional on TOP 662)
- 15/55-17 AS (optional on TOP 662)



Yoke tube mounting

The machine is mounted as standard using a yoke. The double wide angle PTO shaft is fitted with a freewheel.

A PTO shaft holder and hose holder are standard equipment at PÖTTINGER.



Ackermann steering

These rakes are extremely manoeuvrable thanks to their steered chassis with a turning angle of 66° on the TOP 652 and 73° on the TOP 662. They follow right in the tractor's tracks. This saves you time and effort at headlands and during transport.

The steering angle indicator is clearly visible from the driver's seat.



Optional narrow chassis frame

On the TOP 662 you can also choose a 2.55 m track width as an option for especially narrow transport widths.



Safe road transport

Both rakes are under 4 m high in the transport position without removing the tine arms. With the optional hydraulic swath curtain adjustment, there is no need for you to leave the tractor cab before driving to the next field.

Warning signs and road lights are standard.

The TOP performers



The TOP performers

Our large models of twin rotor rake with side swath delivery are your reliable partners.

The TOP VT 6820 S has a working width of 6.80 m and rakes to the right.

The TOP VT 7620 S has a working width of 7.60 m. Swath delivery is also on the right.



	Working width	Swath width	Swath formation	Rotor diameter	Number of tine arms per rotor
TOP VT 6820 S	6.80 / 7.60* m	0.80 – 1.50 m	right	3.30 m	13
TOP VT 7620 S	7.60 / 8.60* m	0.80 – 1.50 m	right	3.70 m	13

* Dual swath function


TOP VT 6820 S, VT 7620 S



Rotor chassis

The standard five wheel chassis together with the rotor mounted in gimbals guarantees precision guidance of the tines over bumpy ground. The jockey wheel inside the tine arc can be steered as standard.

The tandem axles are equipped with 16 x 6.5-8 tyres, steered at the front and rigid at the back. So your TOP keeps track even on steep ground.



Dual swath function

The dual swath function is used for night raking or raking hay and straw.

On the TOP VT 6820 S, you also have the option of a dual swath function with a working width of 7.60 m.

The TOP 7620 S is equipped with a dual swath function as standard. A swath curtain is also available for the front rotor.

Suspension springs

Optional suspension springs make sure that the rotors run smoothly in the working position. They also greatly increase stability on steep ground and when lifting the rotors individually.

Double cylinder technology

Double cylinder systems are used to lift the rotors so no stop position is required for the headland turn position.

- 1 A single-acting cylinder lifts the rotor at the headland.
- 2 A double-acting cylinder lifts the rotor into the transport position.

Both rotors are lifted and lowered one after the other via step sequence control. The rotors are lifted and lowered using matrix-controlled valves that can be set individually.

The TOP performers



Sufficient lifting height

With a ground clearance of 50 cm, there is no risk of damaging swaths at the headland.



Basicline preselect system

For convenient operation, there is a choice of options with the Basicline preselect system.

- Hydraulic raking height adjustment
- Activating the transport interlock
- Individual lift capability



Individual lift capability

One double-acting connection to the tractor hydraulics with float setting is all that is needed for lifting the rotors. Using the Basicline preselect system, the rotors can also be lifted and lowered individually to rake left-over areas and field edges.



MULTITAST wheel with central height adjustment

Combined setting of the rotor chassis and MULTITAST wheel is available as an option. This is done either by hand crank or electro-hydraulically from the cab using the Basicline preselect control system. A clearly visible height indicator is mounted on the MULTITAST wheel.

One additional double-acting spool valve is needed to operate the electro-hydraulic height adjustment system.

TOP VT 6820 S, VT 7620 S



Convenient mounting

The drawbar allows you a very tight turning circle. A PTO shaft with wide angle at one end is fitted as standard. A PTO shaft with a wide angle joint at both ends is available as an option for tractors with a low stub shaft. The freewheel is located in the drive train.

A PTO shaft holder and hose holder are standard equipment at PÖTTINGER.



Ackermann steering

These rakes are extremely manoeuvrable thanks to their steered chassis with a turning angle of 73°. They follow right in the tractor's tracks. This saves you time and effort at headlands and during transport.

The steering angle indicator is clearly visible from the driver's seat.



Tyres and brakes

Two different tyre packages are available for the chassis.

- 340/55-16 (standard)
- 380/55-17 (optional)
- 15/55-17 AS (optional)



Compact during transport

For a comfortable and safe ride during transport, the swath curtain folds in automatically; you don't need to leave the cab. You do not need to remove the tine arms for a transport height below 4 m.

Warning signs and road lights are standard.

Cost effective and adaptable



Flexibility in motion

With TOP A side rakes you benefit from the highest flexibility. On our rotary rakes, a wide range of working widths is possible thanks to the ingenious steering system on the rear rotor.

- Obstacles and wedge-shaped fields are no problem.
- The size of the swath can be optimally adapted to match the size of the next machine.
- The forage can be raked into one or two swaths.

Our three models reach a working width of up to 6.30 m / 6.90 m / 7.80 m in double swath mode.



	Working width	Swath width	Swath formation	Rotor diameter	Number of tine arms per rotor
TOP 632 A	3.40 – 6.30 / 6.80* m	0.60 – 1.90 m	left	3.00 m	12
TOP 692 A	3.70 – 6.90 / 7.40* m	0.60 – 1.90 m	left	3.30 m	12
TOP 782 A	4.10 – 7.80 / 8.30* m	0.60 – 1.90 m	left	3.70 m	12

* Dual swath function

TOP 632 A, 692 A, 782 A



Hydraulic pivot cylinder

The rear rotor, which is connected to the front one by a flexible frame, can be pivoted to the left or right by a hydraulic cylinder. This makes it possible to rake a double swath or two single swaths. One double-acting spool valve is needed for this.



One double swath


When raking a double swath, the rear rotor is pivoted to the left. It takes over the forage from the front rotor. The optional front swath curtain is raised.

The working width can be easily varied hydraulically by steering the rear rotor. Obstacles and wedge-shaped fields are no problem.



Two separate swaths

If the rear rotor is swivelled to the right and the front swath curtain is folded down, each rotor produces its own swath. This makes it possible to form two smaller neat swaths, or two normal-sized swaths in the case of very high forage volumes.



Follows in the tracks

The frame for the second rotor is mounted 650 mm in front of the axis of the first rotor. This ensures the rake stays on track when working on slopes and also provides enough overlap when cornering.

At the headland, the hydraulic working width adjustment system can also be used to pivot the rotor for perfect manoeuvrability.

Cost effective and adaptable



CURVETECH

The CURVETECH automatic steering system for the rear rotor is available as an option on the TOP 632 A. This ensures neat raking work when cornering and maximum utilisation of the working width.



Optimised overlap

The CURVETECH system features two hydraulic cylinders that work together to steer the rear rotor. An additional linkage between the front pivot point of the main frame and the hydraulic cylinder ensures optimised overlap of the two rotor units when cornering.

Basicline preselect system

The TOP 632 A with CURVETECH gives you maximum operating convenience thanks to the standard Basicline preselect system. You can easily choose between single swath, double swath, and manoeuvring mode. The two hydraulic cylinders for steering the rear rotor are controlled automatically so that when the spool valve is actuated, the rear rotor swings out on the correct side. An electro-hydraulic actuator for the transport interlock is included.

TOP 632 A, 692 A, 782 A



3D ground tracking

The rear rotor is mounted in gimbals, which together with the freedom of movement in the frame joints allows excellent three-dimensional ground tracking of each rotor. The standard tandem axles provide first class ground tracking and the best stability on slopes. Optional AS tyres on a wider axle provide even more grip on steep ground. With the optional double jockey wheels inside the rear rotor arc, even more precise ground tracking is possible.

Convenient operation

One single-acting connection to the tractor hydraulics is all that you need for lifting. Stepping valves provide more convenient operation for lifting and lowering the rotors. The front rotor is always lifted and lowered first. This ensures tidy work at the headland without damaging the existing swaths. With a ground clearance of 50 cm, you can drive over large swaths confidently.



Mounting

The drawbar is equipped with a large support plate to provide you with extra stability on steep ground and when cornering. Various types of mounting are available.

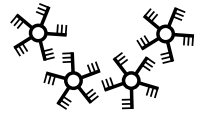
- Lower linkage mounting with integrated mounting rail
- Parallel lifting drawbar for the tractor pick-up hitch
- High drawbar with 40 mm ring hitch (TOP 632 A)

Safe road transport

You simply use the tandem axles as a transport chassis. The 18,5 x 8,50-8 flotation tyres also enable safe and smooth road transport even at high speeds. Both axles remain in contact with the ground and ensure first-class handling thanks to the tandem effect. The optional dual jockey wheel inside the rotor arc is lifted automatically for road transport. Warning signs and LED road lights are standard. Hydraulic swath curtain folding is available as an option.

Four-rotor rake





Bespoke raking



High performance

Our four-rotor rakes combine maximum output with the highest possible flexibility. They offer a large range of adjustment for the working width and swath widths.

Thanks to their different features, each model sweeps the competition aside.



	Working width	Swath width	Rotor diameter	Number of tine arms per rotor
TOP VT 12540 C	10.00 – 12.50 m	1.20 – 2.00 m	3.30 / 3.30 m	12 / 13
TOP 1252 C	8.00 – 12.50 m	1.20 – 2.00 m	3.30 / 3.30 m	13 / 13
TOP 1403 C	9.00 – 14.00 m	1.30 – 2.20 m	3.70 / 3.45 m	13 / 13

TOP 1252 C, 1403 C, VT 12540 C



Working width adjustment

You can set the working width you need hydraulically as required. Depending on the equipment option, this can be done on both of the front rotors at the same time, or individually. Working in wedge-shaped fields and around obstacles such as electricity pylons or trees is no problem. Castors on the rotor chassis allow the rotors to be moved in and out quickly and easily while driving or when stationary.



Variable swath width

To match the pick-up of the machine that will collect the crop from the field, you can vary the swath width flexibly by adjusting the two rear rotor units.

On the TOP VT 12540 C, the rear rotors can be shifted into in three positions without the need for tools. This allows you to achieve swath widths between 1.20 and 2.00 m.

On the TOP 1252 C and 1403 C, the swath width is adjusted hydraulically.

- TOP 1252 C: 1.20 – 2.00 m
- TOP 1403 C: 1.30 – 2.20 m

Four wheel chassis

The TOP VT 12540 C is equipped with a four-wheel chassis as standard. To achieve optimum ground tracking, the front axle is floating. All four wheels are steerable.

Five-wheel chassis

A five-wheel chassis with tandem axles is available as an option for the TOP VT 12540 C. All wheels are steerable.

The five-wheel chassis is standard on the TOP 1252 C and 1403 C.

Compact four-rotor rake



TOP VT 12540 C

The TOP VT 12540 C is a compactly designed four-rotor rake. This stands for maximum output and great manoeuvrability. Due to its low weight, this rake can also be used with confidence on slopes.

1 Booms with linear shifting

The working width is adjusted using the linear hydraulic shifting systems integrated in the booms.

2 Mechanical driveline

All four rotors are driven mechanically by cardan shafts.

3 Rotor weight alleviation

The two front rotor units feature hydraulic weight alleviation. A pressure gauge on the headstock helps you with the setting.

The two rear rotor units have mechanical weight alleviation.

The weight alleviation system makes sure that the rotors run smoothly in the working position. It also greatly increases stability on steep ground.



Premium rakes



TOP 1252 C, 1403 C

TOP 1252 C, 1403 C

We meet the high specifications of contractors and large farms with our two premium rakes.

1 Z booms for enormous adjustment range

The key feature of these four-rotor rakes is the enormous adjustment range of the two front rotors.

This is made possible by the Z-shaped booms.

The adjustment range on each rotor is up to 2.50 m.

2 Unique hybrid drive

PÖTTINGER has developed a unique hybrid technology for these rakes:

- Front rotor drive hydraulic
- Mechanical rear rotor drive

The hydraulic driveline moves the rotors in and out extremely quickly.

Moreover, you benefit from less wear and less maintenance.

One oil pump with its own oil circuit operates each rotor.

3 Rotor weight alleviation

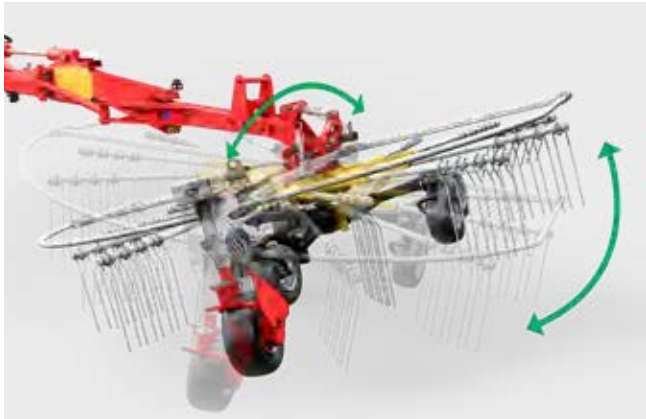
On the TOP 1252 C, all four rotors feature weight alleviation springs.

On the TOP 1403 C, the two front rotors have hydraulic weight alleviation, with suspension springs on the two rear rotors. The weight alleviation is adjusted automatically depending on the working width.

In addition to protecting the sward, it also ensures a lower load on the rotor unit and maximum operating convenience.



Bespoke raking



Gimbals rotor suspension

Sufficient freedom of movement of the rotor units for three-dimensional ground tracking is achieved because the rotors are mounted in gimbals. Together with the MULTITAST jockey wheel system, perfect adaptation to every bump in the ground is guaranteed.

Setting the raking height

The raking height can be adjusted either electro-hydraulically from the tractor cab or by using a hand crank. The MULTITAST jockey wheel system is adjusted automatically with the rotor chassis.



Mounting

The machine is mounted using a yoke. Double sided linkage lugs ensure an extended service life. All cables and hoses are routed tidily through the hose holder.

A PTO shaft holder and hose holder are standard equipment at PÖTTINGER.

Large turning angle

TOP four-rotor rakes are characterised by their tight turning angle. When equipped with the Profiline comfort control system, an angle sensor detects the steering angle and emits an acoustic signal if the turning angle is too tight. This prevents damage to the PTO shaft.

TOP 1252 C, 1403 C, VT 12540 C



Tyres and brakes

Two different tyre packages can be factory fitted.

- 500/50-17 (standard on TOP 1252 C, VT 12540 C)
- 620/40 R 22.5 (standard on TOP 1403 C)
- 710/35 R 22.5 (optional)

Our four-rotor rakes are equipped with air brakes as standard. Hydraulic brakes are also available as an option on the TOP 1252 C and 1403 C.

From the field to the road without leaving the cab

Our TOP 1252 C four-rotor rakes have a transport width of less than 4 m without having to remove the tine arms.



Baseline preselect system

The TOP VT 12540 C is supplied with the Baseline preselect system as standard. One double-acting spool valve controls the lifting and folding of all the rotors. Thanks to integrated stepping valves, the front rotors always lift and lower first. Using the toggle switches on the BASIC CONTROL terminal, you can choose between lifting and lowering the two front rotors together or separately. To adjust the working width, the two front rotors are operated together using a separate spool valve.



Profiline comfort control

The Profiline comfort control system comes as standard equipment on the TOP 1403 C. This is optional on the TOP 1252 C. Load sensing or a power beyond system are required for this setup.

The rake is controlled either by using your ISOBUS tractor terminal or another control terminal such as the CCI 1200, EXPERT 75, or POWER CONTROL.

Profiline comfort control



Memory function

For maximum operating convenience, you can recall up three working widths and three raking heights independently of each other. Using this system you can adapt the rake to the site-specific conditions quickly and easily. The lifting height of the rotors can also be adjusted using the control panel and is measured using angle sensors.

Overlap control (TOP 1403 C only)

When cornering, the front rotor on the inside of the corner is moved inwards automatically. Sufficient overlap with the rear rotor is then ensured at all times. When driving straight ahead again, the front rotor then moves out automatically. Using this system ensures that you make the most of the maximum possible working width.



Wedge-shaped swath mode (TOP 1403 C only)

Wedge-shaped swath mode makes it easier to rake wedge-shaped fields. When a front rotor is lifted or lowered, the respective rear rotors follow as soon as it reaches the same point. The left and right front rotors can be controlled independently of each other.

This mode can be easily activated in the Work menu.

Direct mode

Direct mode enables any rotor unit to be lifted without prior preselection of the rotor.

Being able to operate individual rotors quickly and conveniently is very helpful, especially when there are obstacles within the field.



Transport mode

Simply press a button to change from working mode to transport mode. The machine automatically retracts the working width, folds in the rotors in and locks them securely in place.



Section Control

The TOP 1403 C is Section Control capable as standard. With the corresponding equipment on the tractor, the individual rotor units can be automatically lifted and lowered at the headland, depending on the GPS position.



PÖTTINGER CONNECT telemetry unit

PÖTTINGER CONNECT is the access point into the world of networked data. The telemetry unit offers the capability of taking over machine control functions. This enables applications such as Section Control (TC-SC) and Variable Rate Control (TC-GEO).

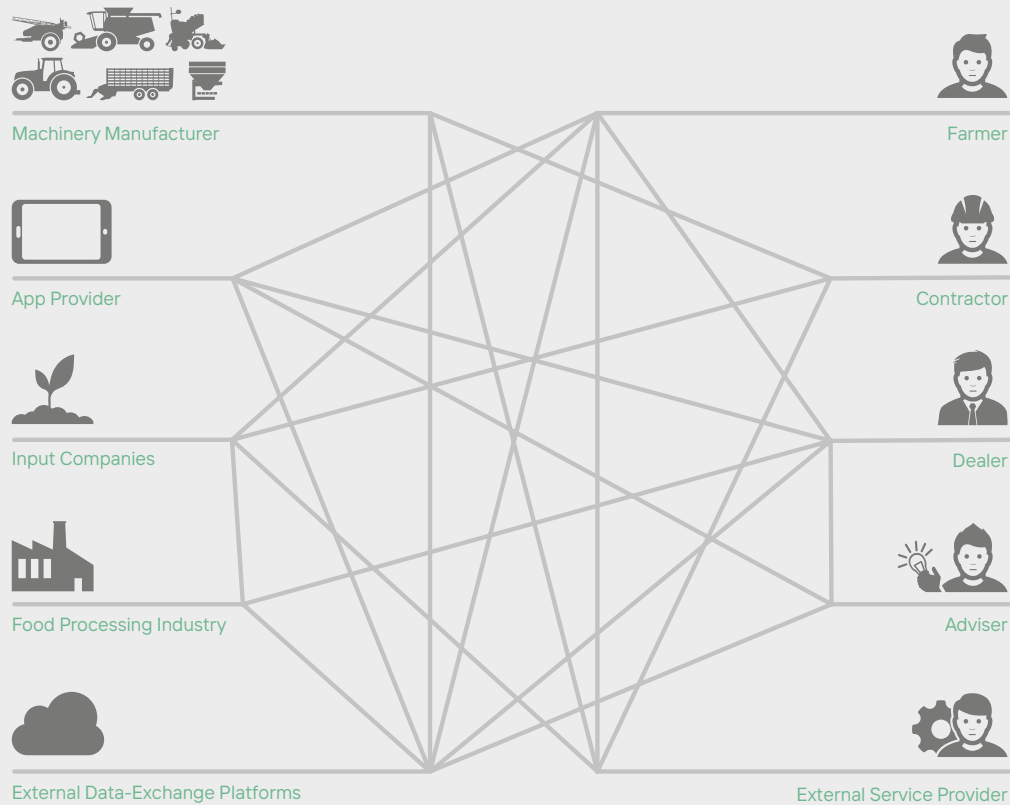


GeoSuite app

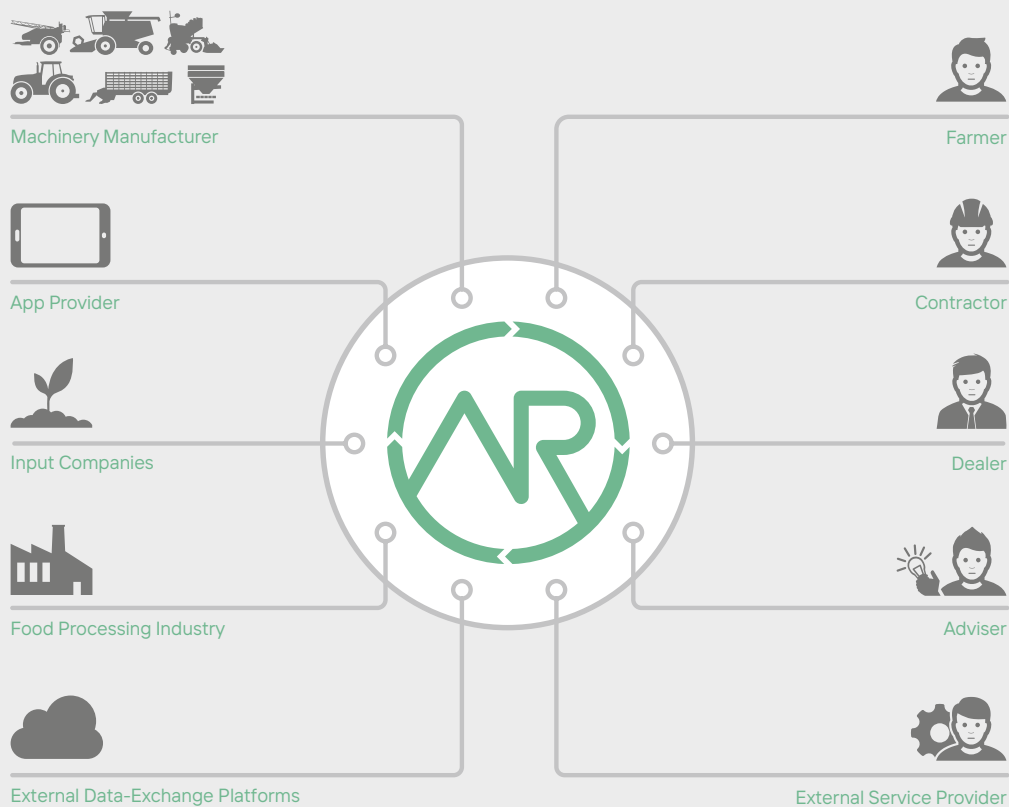
In combination with PÖTTINGER CONNECT, the GeoSuite app displays the coverage map. The application can be accessed by any tablet or smartphone using the web browser. The connection to the rake is easily made using the wireless network. Among other things, the app can be used to create field boundaries and activate automatic mode for Section Control. In this mode, the individual rotor units are automatically lifted and lowered at the headland, depending on the GPS position.

Digital agricultural technology

Without agrirouter

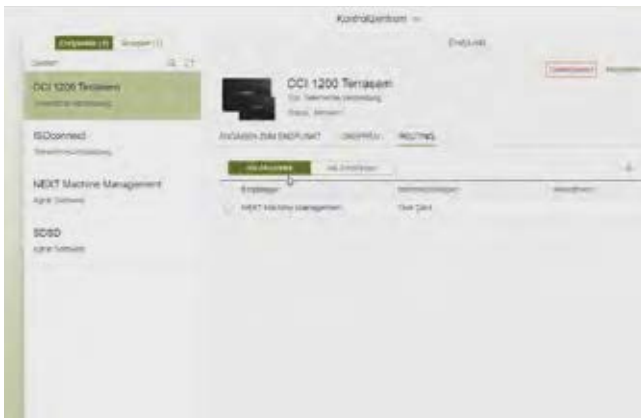


With agrirouter



Manufacturer-independent, wireless data exchange

Thanks to the ISOBUS standard, machines from different manufacturers can easily communicate and exchange data with each other. In order to use this data once work has been completed, it makes sense to import it into a farm management system and evaluate it for documentation purposes. While data transfer between agricultural machines from different manufacturers is now straightforward, it has still been difficult to transfer data between machines and software products from different suppliers. This was due to a lack of standards – until now. That is why various agricultural equipment manufacturers, including PÖTTINGER, have joined forces to develop the agrirouter. The agrirouter enables manufacturer-independent, wireless data exchange between machines and agricultural software whilst reducing the number of communication interfaces to a minimum.



agrirouter – the “data forwarding service”

The agrirouter is a web-based data exchange platform. A free account can be used to send data such as jobs from your field indexing software directly to the CCI 1200 terminal in the tractor. This can also be carried out in the reverse direction by sending machine-related data directly to your farm PC.

Transparency

You define the routes on which the agrirouter transports your data.

Data security

agrirouter does not store any data – you retain full control.

We are ready for agrirouter

A large number of our ISOBUS-capable arable and grassland farming machines can connect to agrirouter. These machines are able to document and make available data that is meaningful in terms of the work carried out. This data can be sent wirelessly from the tractor to the office as a standardised ISO-XML file using the CCI 1200 terminal. Likewise, you can send jobs wirelessly from your farm management system to the CCI 1200 terminal in the tractor. You no longer need a USB drive for data transfer. Even a machine fleet from a variety of manufacturers poses no problem for data transfer via agrirouter, provided the respective manufacturer is a member of the agrirouter consortium.

More information can be found at www.my-agrirouter.com

Often ordered together



Swath curtain

**Hydraulic swath
curtain lift system**

Stabiliser struts

Tandem axles

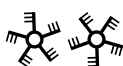
TOP 342 / 382



TOP 422 / 462



TOP 422 A / 462 A



TOP 612



TOP 612 C



TOP 702 C



TOP 762 C



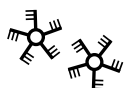
TOP 762 C CLASSIC



TOP 882 C



TOP 962 C



TOP 652



TOP 662



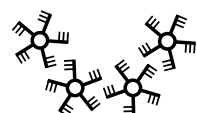
TOP VT 6820 S



TOP VT 7620 S



TOP 632 A / 692 A / 782 A



TOP VT 12540 C



TOP 1252 C



TOP 1403 C



Accessories



Jockey wheel inside rotor arc	MULTITAST jockey wheel	Hydraulic working width adjustment	Electrohydraulic single rotor operation	Electro-hydraulic transport interlock	Electro-hydraulic height adjustment
-	<input type="checkbox"/>	-	-	-	-
-	<input type="checkbox"/>	-	-	-	-
-	<input type="checkbox"/>	-	-	-	-
-	-	-	-	-	-
■	<input type="checkbox"/>	-	<input type="checkbox"/>	-	-
■	<input type="checkbox"/>	<input type="checkbox"/>	<input type="checkbox"/>	-	-
■	<input type="checkbox"/>	<input type="checkbox"/>	<input type="checkbox"/>	-	-
■	<input type="checkbox"/>	<input type="checkbox"/>	<input type="checkbox"/>	-	-
■	<input type="checkbox"/>	■	<input type="checkbox"/>	<input type="checkbox"/>	<input type="checkbox"/>
■	<input type="checkbox"/>	■	<input type="checkbox"/>	<input type="checkbox"/>	<input type="checkbox"/>
-	■	-	-	-	-
■	<input type="checkbox"/>	<input type="checkbox"/>	<input type="checkbox"/>	-	-
■	<input type="checkbox"/>	<input type="checkbox"/>	<input type="checkbox"/>	<input type="checkbox"/>	<input type="checkbox"/>
■	<input type="checkbox"/>	■	<input type="checkbox"/>	<input type="checkbox"/>	<input type="checkbox"/>
■	<input type="checkbox"/>	■	-	-	-
■	<input type="checkbox"/>	■	■	■	-
■	<input type="checkbox"/>	■	<input type="checkbox"/>	<input type="checkbox"/>	<input type="checkbox"/>
■	<input type="checkbox"/>	■	■	■	<input type="checkbox"/>

Configure your own machine.

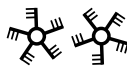
■ = Standard, □ = Optional

Technical data



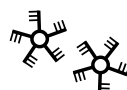
Single-rotor rake **Working width** **Working width
Dual swath function** **Arms per rotor** **Rotor diameter** **Cam track diameter**

TOP 342	3.40 m	–	10	2.80 m	350 mm
TOP 382	3.80 m	–	11	3.00 m	350 mm
TOP 422	4.20 m	–	12	3.30 m	420 mm
TOP 462	4.60 m	–	12	3.70 m	420 mm
TOP 422 A	4.20 m	–	12	3.30 m	420 mm
TOP 462 A	4.60 m	–	12	3.70 m	420 mm



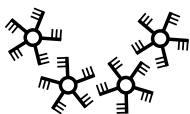
Twin rotor rake with centre swath delivery

TOP 612	5.90 m	–	11	2.82 m	350 mm
TOP 612 C	5.90 m	–	11	2.80 m	350 mm
TOP 702 C	6.25 m – 6.90 m	–	11	3.07 m	350 mm
TOP 762 C CLASSIC	6.75 m – 7.50 m	–	11	3.30 m	420 mm
TOP 762 C	6.75 m – 7.50 m	–	13	3.30 m	420 mm
TOP 882 C	7.70 m – 8.80 m	–	13	3.70 m	420 mm
TOP 962 C	8.90 m – 9.60 m	–	15	4.30 m	420 mm



Twin rotor rake with side swath delivery

TOP 652	6.40 m	–	10 / 12	3.00 m / 3.15 m	350 mm
TOP 662	6.55 m	7.30 m	12	3.07 m	350 mm
TOP VT 6820 S	6.80 m	7.60 m	13	3.30 m	420 mm
TOP VT 7620 S	7.60 m	8.60 m	13	3.70 m	420 mm
TOP 632 A	3.40 m – 6.30 m	6.80 m	12	3.00 m	420 mm
TOP 692 A	3.70 m – 6.90 m	7.40 m	12	3.30 m	420 mm
TOP 782 A	4.10 m – 7.80 m	8.30 m	12	3.70 m	420 mm



Four-rotor rakes with centre swath delivery

TOP VT 12540 C	10.00 – 12.50 m	–	12 / 13	3.30 m	420 mm
TOP 1252 C	8.00 – 12.50 m	–	13	3.30 m	420 mm
TOP 1403 C	9.00 – 14.00 m	–	13	3.70 m / 3.45 m	420 mm

TOP rakes

Tine arm bearing spacing	Tyres Transport chassis	Transport width (with tine arms)	Transport length	Transport / Parking height	Weight
300 mm	–	1.95 m (2.80 m)	–	–	474 kg
450 mm	–	1.95 m (3.00 m)	–	–	495 kg
600 mm	–	2.29 m	–	–	730 kg
700 mm	–	2.29 m	–	–	765 kg
600 mm	–	2.13 m	–	–	820 kg
700 mm	–	2.48 m	–	–	860 kg
450 mm	–	2.70 m	3.13 m	3.40 m / 2.70 m	1,010 kg
450 mm	260/70-15.3	2.55 m	5.15 m	3.52 m / 2.92 m	1,470 kg
450 mm	260/70-15.3	2.55 m / 2.90 m	5.83 m	3.80 m / 3.30 m	1,680 kg
600 mm	260/70-15.3	2.55 m / 2.90 m	5.83 m	3.99 m / 3.50 m	1,800 kg
600 mm	260/70-15.3	2.55 m / 2.90 m	5.83 m	3.99 m / 3.50 m	1,940 kg
700 mm	340/55-16	2.90 m	6.50 m	3.99 m / 3.50 m	2,620 kg
900 mm	340/55-16	2.95 m	7.00 m	3.95 m / 3.85 m	3,130 kg
450 mm	260/70-15.3	2.95 m	7.90 m	3.95 m / 3.43 m	2,000 kg
450 mm	260/70-15.3	2.55 m / 2.90 m	8.10 m	3.99 m / 3.99 m	1,990 kg
600 mm	340/55-16	2.90 m	8.70 m	3.99 m / 3.60 m	2,400 kg
700 mm	340/55-16	2.90 m	9.35 m	3.99 m / 3.60 m	2,700 kg
600 mm	–	1.90 m	7.30 m	–	1,700 kg
600 mm	–	2.13 m	7.80 m	–	1,750 kg
700 mm	–	2.48 m	9.30 m	–	1,900 kg
600 mm	500/50-17	3.00 m	9.60 m	3.99 m / 3.99 m	5,200 kg
600 mm	500/50-17	3.00 m	10.25 m	3.99 m / 3.40 m	6,315 kg
700 mm	620/40-22.5	3.00 m	10.60 m	3.99 m / – m	6,450 kg



MyPÖTTINGER – it's easy. Anytime. Anywhere.

Benefit from numerous advantages

MyPÖTTINGER is our customer portal that provides you with key information about your PÖTTINGER machines.

Get specific information and useful tips on your PÖTTINGER machines in "My machines". And find out more about the PÖTTINGER product range.



My machines

Add your PÖTTINGER machinery to "My machines" and assign a name. You will receive valuable information such as: useful tips on your machine, operating instructions, spare parts lists, maintenance information, as well as all the technical details and documentation.

Info on the product range

MyPÖTTINGER provides you with machine-specific information for all machines built starting 1997.

Scan the QR code on the machine's data plate with a smartphone or tablet or go to www.mypoettinger.com and enter the machine number from the comfort of your own home. You will immediately receive all the information on your machine, such as: instruction manuals, equipment options information, brochures, photos and videos.



Rely on the original

PÖTTINGER Original Parts meet the highest demands in terms of functionality, reliability and performance. These are characteristics that PÖTTINGER is committed to delivering.

That is why we manufacture PÖTTINGER Original Parts from the highest quality materials. We ideally match each individual spare part and wear part to your machinery's overall system. This is because different soil and operating conditions often need to be taken into consideration.

We have been listening to our customers and now offer three different lines – CLASSIC, DURASTAR and DURASTAR PLUS – to make sure you have the right part to meet every requirement. Original parts are worth every cent, because know-how cannot be copied.

Your advantages

- Immediate and long-term availability.
- Maximum durability thanks to innovative production processes and the use of the highest quality materials.
- Avoidance of malfunctions due to a perfect fit.
- The best working results thanks to optimum match to the overall system of the machine.
- Save time and costs thanks to longer replacement intervals on wear parts.
- Comprehensive quality testing.
- Ongoing advancement through research and development.
- Worldwide spare parts supply.
- Attractive, competitive prices for all spare parts.

Wear parts

The CLASSIC line is for standard duty applications. With these ORIGINAL INSIDE parts we have defined the benchmark for quality, best price/performance ratio and reliability.

DURASTAR is the innovation on the wear components market – durable, high quality, productive and reliable.

Are you used to putting your machines to work in the most extreme conditions? Then the DURASTAR PLUS line is the right choice for you.



More success with PÖTTINGER

- A family-owned company since 1871
Your reliable partner
- Specialist for arable and grassland
- Future-safe innovation for outstanding working results
- Roots in Austria - at home throughout the world

You can rely on our TOP rakes

- Best forage thanks to perfect ground tracking
- Durable rakes featuring high quality design and intelligent engineering.
- Flexible machines that meet your specific requirements.
- Straightforward and convenient operation

Ask for more information:

PÖTTINGER Landtechnik GmbH

Industriegelände 1
4710 Grieskirchen
Austria
Phone +43 7248 600-0
info@poettinger.at
www.poettinger.at

Alois PÖTTINGER UK Ltd.

15 St Marks Road
Corby Northamptonshire,
NN18 8AN
United Kingdom
Phone + 44 1536 272 220
info@pottinger.uk
www.pottinger.uk

POETTINGER Canada Inc.

460 Rue Robinson Sud
Granby, QC, J2G 7N6
Canada
Phone +1 450 372 5595
info@poettinger.ca
www.poettinger.ca

POETTINGER US, Inc.

2855 Slover Road
Valparaiso, IN 46383
USA
Phone +1 219 510 5534
info@poettinger.us
www.poettinger.us

POETTINGER Australia Pty. Ltd.

11 Efficient Drive
Truganina VIC 3029
Australia
Phone +61 3 8353 2770
info@poettinger.com.au
www.poettinger.com.au

POETTINGER Ireland Ltd.

Glenaleamy, Powerstown Road,
Clonmel, Co. Tipperary
Ireland
Phone +353 52 6125766
info@poettinger.ie
www.poettinger.ie

Importer for New Zealand:

Origin Agroup
PO Box 673, 57 Hautapu Road
Cambridge
New Zealand
Phone +64 7 823 7582
info@originagroup.co.nz
www.originagroup.co.nz

Importer for South Africa:

VALTRAC
Cnr. Water & Buiten Street
9585 Parys
South Africa
Phone +27 56 817 7338 7308
wynn@valtrac.co.za
www.valtrac.co.za