

Linkage-mounted and trailed tedders
HIT

 **PÖTTINGER**

The neatest spread pattern






The neatest spread pattern



Whether Tedding silage or hay, on level ground or hillsides – PÖTTINGER HIT tedders get the job done perfectly. Innovative DYNATECH rotor technology ensures a clean and tidy spread pattern with maximum forage conservation. As you would expect from PÖTTINGER the tedders ground tracking works perfectly and provides ideal conditions for harvesting high quality forage.

Contents

	The best forage	4-5
	Neat spreading work	6-9
	Best ground tracking	10-11
	Durability	12-13
	Mounted tedders	14-27
	HIT 4.47, 4.54 four-rotor tedders	20-21
	HIT 6.61, 6.69, 6.80 six-rotor tedders	22-23
	HIT 8.81, 8.91 eight-rotor tedders	24-25
	HIT V 11100 ten-rotor tedder	26-27
	Trailed tedders	28-31
	HIT 4.54 T, 6.80 T, 8.91 T	30-31
	Trailed high output tedders	32-39
	HIT HT 8680, 11100, 13120, 17160	36-39
	HAYTOOL ASSIST	40-41
	Accessories / Technical data	42-47
	Accessories	42-43
	Technical data	44-45
	MyPÖTTINGER / ORIGINAL PARTS	46-47

All information on technical data, dimensions, weights, output, etc. and the images shown, are approximate and are not binding. The machines shown do not feature country-specific equipment and may include equipment that is not supplied as standard, or is not available in all regions. Your PÖTTINGER dealership would be pleased to provide you with more information.

The best forage



The best forage quality is the basis for your success

The production of high-quality basic ration from meadows, pastures and whole crop is the basis of every grassland farm. Ruminants are fussy about their forage. The quality of their basic ration will determine whether your animals consume the forage in high quantities, or not. In addition to energy content, odour and taste, a low crude ash content plays a decisive role.

They go for a basic ration that is clean and nutritious. The amount of concentrates used can be reduced. This cuts forage costs while at the same time improving animal health. The bottom line is that you benefit from clean, high quality forage with more profit from your farm business.

Yet producing the best forage is not done by coincidence. The foundation for this is laid by the botanical composition of the crop. The volume and quality yielded here must be maintained along the entire harvest chain.

Leave nothing behind

If you harvest during the phase when the buds or panicles are forming, the crop has a dry matter content of around 20 %. In order for the crop to be stored properly, this must still be raised to a greater or lesser extent depending on the storage method.

For best storage stability, none of the forage should be wet. That is why the forage must be distributed evenly over the surface without forming heaps and, if necessary, turned over at least once. Depending on the rate of wilting, there is a greater or lesser risk of losing valuable organic nutrients through disintegration losses in the field. The drier the forage, the higher the risk. Forage conservation is therefore the be-all and end-all.

This is exactly what the tedders from PÖTTINGER stand for. The optimum rotor diameters and the sweeping tines on the proven DYNATECH rotors, in combination with matched rotor speeds, reduce the risk of disintegration losses to a minimum.



The highest forage quality

For clean and tidy spreading work, the tines must reach all the forage. This is the only way to ensure uniform drying of the crop. At the same time, dirt ingress needs to be avoided. This is because forage contamination has a doubly negative effect in terms of supplying nutrients to livestock:

- Valuable nutrients in the forage are diluted
- Lower forage intake by the livestock

Harvesting machines therefore need to work as close to the ground as possible without scraping. If the field is not level, special attention must be paid to ground tracking of the machinery.

Precision ground tracking by the jockey wheels, floating frame sections and the unique swept shape of the rotor tines guarantee that HIT tedders deliver minimum dirt ingress and a uniform spread pattern.

Clean and tidy work – clean forage

"As a supplier of high-quality hay to horse stables, forage quality is of great importance to us. Because the material needs to be as dust-free as possible, the ground tracking of the machinery has to be excellent. Following a very positive experience with the MULTITAST jockey wheel system on the TOP 762 C centre-swath rake, we also chose PÖTTINGER for the tedder. The ground tracking is awesome thanks to the jockey wheel out in front and the rotors being mounted on individual frame sections. We also use another tedder, but the difference between that and the neat spread pattern of the HIT is immediately recognisable. With the small rotors and swept tine arms, the HIT 8.81 has a super spread pattern and no material gets snagged on the tine arms. It folds very compactly and can be operated by our 80 hp tractor even without front ballast. Thanks to the hydraulic headland lifting system, there is always sufficient ground clearance."

Sven Erlemeyer
Farmer
Ennepetal | Germany

Neat spreading work



DYNATECH rotor unit – for tidy tedding quality

When it comes to outstanding tedding quality, PÖTTINGER is the first choice for many farmers. That's because our proven DYNATECH rotor unit can do much more than you would expect from a rotor.

Four times cleaner with DYNATECH

The DYNATECH rotor unit is the heart of every PÖTTINGER HIT tedder. The engineered geometry of the tine carriers, a small rotor diameter and the offset length of the tine legs make DYNATECH unbeatable in delivering tedding work that is four times cleaner:

- Cleanly collected crop – nothing is left untouched
- Clean forage – minimum crude ash ingress
- Neat spread pattern – uniform distribution of the forage
- Clean machine – rotors remain free of forage

Swept shape tine arms – smooth running, gentle, conserves the forage

The trademark of the DYNATECH rotor unit is the dynamic, sweeping shape of the tine arms. Thanks to this geometry, the tines are guided dynamically through the crop. As a result forage is collected easily and more gently when compared to straight tines and disintegration losses are minimised.

In addition, the sweeping effect protects the turf. If the tines do contact the ground, they are guided in such a way that they have a much gentler effect on the turf and the machine.

The swept shape of the tine arms also prevents forage from building up and wrapping around the rotors. The big advantage being the machine stays clean.

DYNATECH rotor unit



Optimum rotor diameter

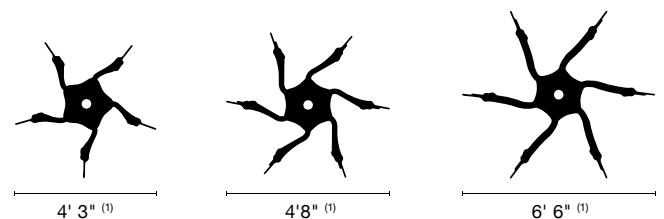
The DYNATECH rotor unit not only has impressive tine arm geometry, it also has small diameter rotors. Our most frequently used rotors with a diameter of 4'8" and six tine arms deliver unbeatable working results, because:

- Small rotors adapt ideally to bumpy ground and reduce the amount of crude ash entering the forage.
- They pick up smaller portions of crop, resulting in neater forage handling.
- You do not have to spread the forage so widely, which results in an exact spread pattern with homogeneous lateral distribution.
- They can be operated at lower speeds because they do not have to spread the forage as far. That is how disintegration losses can be avoided.

It's your choice ...

To meet your specific needs, we offer two more rotor diameters in addition to 4'8":

- 4' 3" diameter rotors with five tine arms for our six and eight-rotor mounted tedders
- 6' 6" diameter rotors with six tine arms for our four and six-rotor tedders



(1) Rotor diameter

Neat spreading work



PÖTTINGER tines – for clean crop handling

Clean raking by the tines is a basic prerequisite for drying the crop evenly. No forage should be left untouched on the ground.

The key element for success here are the PÖTTINGER tines with their offset legs. These have the decisive advantage that both legs are at the same distance from the ground.

- As a result, the tine unit picks up the forage cleanly and evenly from the ground.
- The inner tine leg does not scrape the ground and therefore does not contaminate the crop.
- The outer tine leg picks up the forage earlier and stays at ground level longer, improving the overlap of two adjacent rotors.

Perfect ground tracking of the rotor tines

To ensure contamination-free pick-up of the crop, the tines and rotor wheels on HIT tedders function as a perfectly coordinated system.

The rotor wheels are located very close to the arc of tine engagement. This ensures optimum ground tracking of the tines. The large flotation tires ensure smooth operation even on bumpy and soft ground.

To minimize forage contamination, the tines should pass at least 1" above the ground.



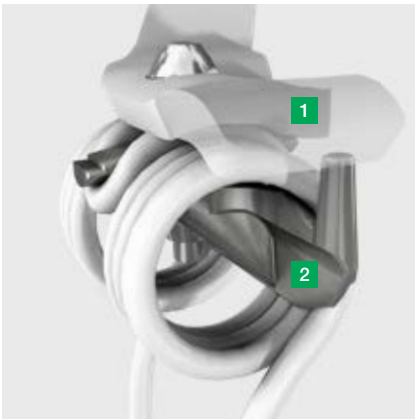
PÖTTINGER tines



Easy spreading angle adjustment

The inclination of the rotor can be adjusted without the need for tools by adjusting the wheel arms under the rotors in five positions (three positions on the HIT HT 17160). This allows you to quickly and easily adjust the spreading angle to match the forage volume and rate of drying.

For a uniform, clean spread pattern with minimal disintegration losses, a steep spreading angle of approx. 20° is ideal for wet, freshly mown forage. A dry crop requires a flatter spreading angle of approx. 12°.



Tine mounting

The curved tine carriers ensure that the tines are firmly secured. They also give the tines extreme resistance and ensure that they do not spring back and let go of the forage too soon. Sufficient space between the tine springs and the tine arms enables the best elasticity and movement.

Tine security system

The tine mounting is designed to double as a tine security system, this covers all eventualities. The large contact surface also improves the support of tine spring for an even longer service life

Tine angle

The tines are factory-set to engage with the crop at a slightly sweeping angle. This supports the curved tine arms in conserving the forage.

By turning the tine holder 180°, the tine angle can be set a little more aggressively if required. This allows you to increase the spreading effect, especially if you are tedding very dense, heavy forage in more challenging conditions.

The best quality steel

PÖTTINGER tines are characterized by a remarkably long service life.

The double tines are made of the best Super C grade spring steel. In other words, they are made with a carbon-depleted spring steel, which withstand the highest loads thanks to their increased elasticity.

- 1 Curved tine carrier
- 2 Tine mounting
- 3 Tine holder

Best ground tracking



A picture is worth a thousand words

First-class tedding across the entire working width places high demands on the ground tracking of the machines. At PÖTTINGER it is more than a claim – we actually deliver it. Take a look for yourself.

Thanks to the unique ground tracking along and across the direction of travel, all tines always work at the correct distance from the ground, regardless of whether with a working width of 14'5" or 55' 9". The forage is picked up cleanly over the entire surface and dirt ingress is reduced to a minimum. The turf is also conserved as a result.

Ideal conditions for the best forage quality and optimal, weed-free growth of the crop.

Floating frame – for perfect adaptation

For perfect ground tracking at right-angles to the direction of travel, each rotor can adapt independently to every contour.

On all our tedder models up to 12 rotors, each rotor is mounted on its own frame. The double hinges between each rotor frame provide a generous freedom of movement.

On our flagship tedder, the HIT HT 17160 with a working width of 55' 9", the inner six rotors are mounted in pairs. The outer ten rotors are each mounted on its own frame, as with all other models. This ensures that the harvest is collected cleanly, even when the ground is uneven or rough.



MULTITAST jockey wheel – for mounted and trailed tedders

The proven PÖTTINGER MULTITAST jockey wheel system keeps your forage clean and conserves the turf. The optional jockey wheel on the pivoting headstock tracks the ground immediately in front of the tine path and responds to each undulation. The ideal gap between the tines and the ground is maintained. You can now drive faster and can achieve a higher output as a result. In addition, the tines last longer.

The MULTITAST jockey wheel is adjusted without the need for tools to set the required working height. The top link connects to the slotted hole on the headstock. Once set, the working height does not have to be readjusted every time it is attached, an advantage if the machine is frequently hitched and unhitched or if there are different drivers.

On the road, the transport lock on the slotted hole enhances safety.

The MULTITAST effect – for trailed large working width tedders

On our high-output trailed tedders, the large wheels on the chassis are on the same axis as the tines' arc of forage contact. They support the machine in the working position and have the same function as the rotor jockey wheels during tedding work. At PÖTTINGER, we refer to this as the MULTITAST effect.

Thanks to the interaction of the chassis wheels and the rotors, you are guaranteed smooth running of the rotors and perfect tedding quality even at higher driving speeds.

Optimum weight distribution

Another advantage of this design is the optimal weight distribution. The frame and chassis do not put any load on the rotors. As a result the weight is evenly distributed to all rotor wheels.

Durable



For a long life

HIT tedders deliver what they promise: Reliability and durability. When harvesting forage, what counts is sturdy machinery you can depend on.

At PÖTTINGER we use only high quality components in the manufacture of our tedders. Ingenious details make the HIT tedders uniquely reliable.

This starts with the driveline and ends with the outermost tine. Friction-locked single and double constant velocity joints, robust bevel gears, pressed rotary dishes and solid tine arms work together as a perfectly matched unit to ensure maximum service life.

High quality cathodic dip priming and powder coating guarantee elasticity and durability. Featuring eye-catching colors and a modern design, you are sure to enjoy working with these machines that retain their value.

Backlash free drive joints



The drive train of our HIT tedders is equipped with sealed single and double constant velocity joints. These ensure consistent, smooth, backlash free drive to the rotors. Even with large working widths, there is no backlash from the innermost to the outermost rotor. This ensures that the tines pick up the crop precisely and produce an even spread.

On our tedders with eight or more rotors, positive-locking finger couplings are only installed for the 180° folding sections.

All joints can be rotated in any position. This eliminates the risk of operator errors.

Rugged rotor gearbox units

The bevel gearboxes feature large gears and bearings. The closed angular gearboxes are equipped with a greasing system. Therefore oil loss is not possible.



Robust frame construction

The robust frame construction of thick-walled, bolted tube profiles makes HIT tedders extremely resilient and durable.

Double sided frame hinges

10" wide double-sided frame hinges with 2" thick pins provide maximum freedom of movement combined with the highest strength. They are equipped with bushings and are easy to grease for a long service life.

Strong rotor unit

The rotor dishes are made of heavy-duty, thick-walled pressed components with precise placement for the tine arms. In addition, the tine arms are also bolted to the rotor hubs to ensure an extremely secure mounting.

Huge tine arms

The solid tine arms are made of flat bar with press-fitted holes. These ensure that the tines are held in place securely.

- 1 Sealed double constant velocity joints
- 2 Sealed single constant velocity joints
- 3 Finger coupling only for 180° folding
- 4 Sturdy bevel gearboxes

Mounted tedder





Equipped for all operating conditions



The specialist for all operating conditions

You have got different meadows and fields to harvest: steep or flat, large or small, rectangular or wedge-shaped – none resembles the other. For that, you need a tedder that can do everything. One that delivers the best working results in all operating conditions and one that fits your tractor.

Compact design with pivoting headstock

All PÖTTINGER linkage-mounted tedders feature a compact design. The short three-point headstock places the center of gravity very close to the tractor. You gain from the following advantages:

- Enhanced safety on steep inclines even at the headland
- Safe driving characteristics on the road
- Smaller tractors can be used because less lifting power is needed
- Space saving parking

The headstock is designed as a pivoting headstock on all tedders. Depending on the tedder size, this is fitted with a heart-shaped pivot pin or ball eye. This guarantees the ideal solution for the best steering response and maximum clearance at the headland for every tedder.

Mounted tedder



Pivoting headstock with heart-shaped pivot pin retainer

Our linkage-mounted tedders with up to eight rotors have a pivoting headstock with a vertical axis of rotation and a heart-shaped pivot pin.

In the working position, this prevents the tedder from swinging out when cornering. The vertical axis of rotation prevents under-running when working downhill.

When the tedder is raised, the heart-shaped pivot pin automatically centers itself in the motion link to secure the machine in the center position. This design guarantees the greatest lifting height at the headland even when used with small tractors, because the tedder does not sag.

Two mechanical stabilizer struts on the headstock ensure that the machine runs smoothly during operation. These ensure gentle centering, which is an advantage when working on slopes. At the headland and during road transport, they support the centering of the heart-shaped pivot pin. The stabilizer struts are optional on four-rotor tedders.

Pivoting headstock with ball eye

Adapted to the large working width of our ten-rotor tedder and to the higher lifting clearance of the tractors used for this machine, the HIT V 11100 has a pivoting headstock with ball eye in combination with a guide linkage and two hydraulic centering cylinders as standard.


During tedding, the machine follows in the tracks of the tractor. The high centering force of the hydraulic cylinders ensures smooth tracking of the ten rotors without swaying. In addition, the pressure of the cylinders prevents the machine from running ahead when driving downhill.

When the machine is lifted at the headland, the tedder first lowers slightly inside the linear guide (slotted hole), so the two hydraulic centering cylinders can retract as far as they will go, and the tedder gently settles into the central position.

Equipped for all operating conditions




At headlands there is an increased risk of the outer rotors scraping the ground and damaging the sward while the machine is raised. Depending on the requirements and lifting height of the tractor, PÖTTINGER offers perfectly matched systems for each model to ensure sufficient ground clearance. The sward is conserved and your forage stays clean.



LIFTMATIC


LIFTMATIC is a valve on the pivoting headstock heart-shaped pivot pin. While the tedder is being lifted, it automatically interrupts the oil flow between the spool valve and the two hydraulic cylinders that lift the rotors. In doing so, it temporarily disables the float setting required for ground tracking so all the rotors can be held in a straight line. LIFTMATIC is available as an option on our six-rotor tedders.



HYDROLIFT

HYDROLIFT provides enormous ground clearance for the rotors in the headland position even on small tractors. At the headland, the outer pairs of rotors are lifted into a defined position when the spool valve is briefly actuated. No extra spool valve is needed for this function. HYDROLIFT is optional on all six and eight-rotor tedders. It is fitted as standard to the ten-rotor tedder.

Mounted tedder



For tedding neatly right up to the edge of the field, PÖTTINGER provides on a system that spreads the forage evenly away from the field boundary without forming heaps or a swath. Actively setting the wheels at an angle either to the left or right causes the tedder to run diagonally so the forage is directed uniformly onto the mown area. Neighboring crops remain untouched. The direction of travel does not matter.



Mechanical fenceline tedding system

As an option, the wheels on all four rotors of the HIT four-rotor mounted tedders can be adjusted individually by hand.

On the six and eight-rotor tedders, the adjustment is made centrally on all wheels using a lever.



Hydraulic fenceline tedding system

If required, all wheels on our six, eight and ten-rotor tedders can be hydraulically adjusted conveniently from the tractor seat. A double-acting spool valve is needed for this. The wheel position indicator is clearly visible from the driver's seat.

This system stops the machine from drifting when working on steep inclines.

Four-rotor mounted tedder

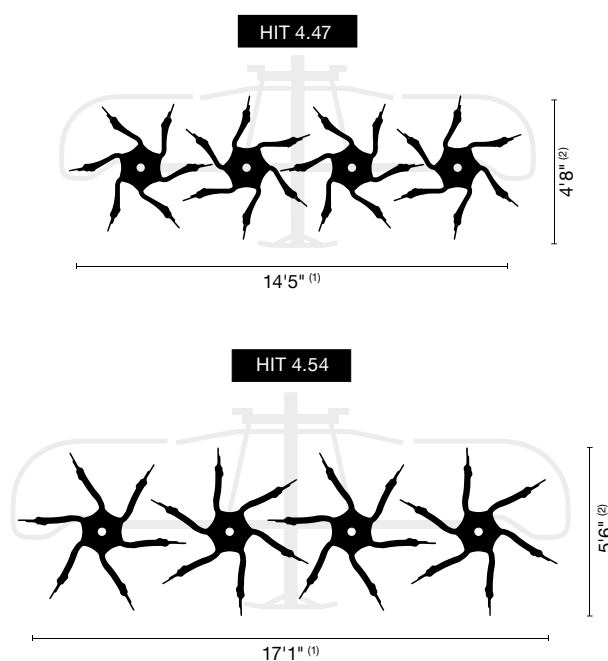


The compact advantage

The highest requirements of small to medium-sized farms are met in full by our two 4-rotor tedders. They feature a compact, simple design and are light.

Designed for all forage types, the HIT 4.47 with a rotor diameter of 4'8" and a working width (DIN) of 14'5" ensures perfect crop take-up and optimum spreading quality in all operating conditions.

The HIT 4.54 achieves a working width (DIN) of 17'1" with its 5'6" rotors. You benefit from high area output with a simple design and low weight. In addition, they provide plenty of clearance under the machine for high volume crops



(1) Working width (DIN)

(2) Rotor diameter



Perfect for working on slopes

Both of our four-rotor tedders offer the ideal mix of low weight and first-class equipment. Weighing in at 1157 lbs / 1213 lbs they are also perfect for working on slopes. The compact design of the headstock enhances safety while driving on the road, even with small, lightweight tractors. The optional mechanical stabilizer struts guarantee that the tedder tracks smoothly even on slopes.



Runs smoothly and protects the soil

The large 16 x 6.5-8 flotation tires on each rotor ensure smooth running and protect the sward, even over soft and bumpy ground.

Each wheel can be fitted with an optional cover that also serves as anti-wrap guard.

Pivoting outer rotors

In the transport position, the rotors can be pivoted inwards to ensure safe transport and space-saving parking.

Safe transport

The hydraulic rotor folding system provides convenient operation from the tractor seat. The raised rotors are tilted close to the tractor. This provides an optimum center of gravity. The transport interlock on the top link slot and the optional stabilizer struts guarantees safe road transport.

Warning signs and LED road lights are standard.

Six-rotor mounted tedder



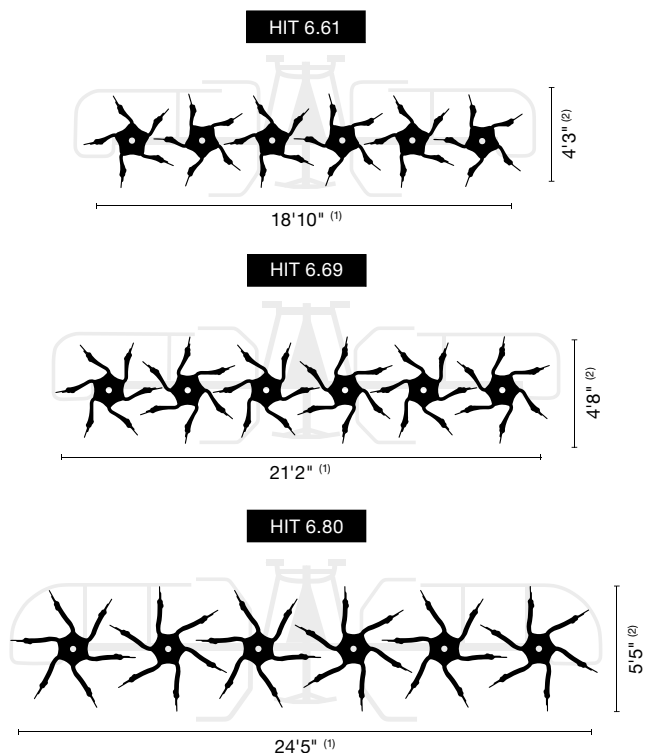
Clean forage and convenient operation

Our tedder series with six rotors has all options covered. Our three models offer you the right tedder for all operating conditions.

With its small rotor diameter of 4'3", the HIT 6.61 achieves a working width (DIN) of 18'10". The headstock is shortened thanks to the small rotor diameter. This shifts the center of gravity very close to the tractor, allowing these tedders to be used with very small tractors.

With its 4'8" rotors and 21'2" working width (DIN), the HIT 6.69 offers excellent tedding quality with a large area output.

With the HIT 6.80, you benefit from high area output with a simple design. The 5' 5" diameter rotors provide a working width of 24'5" (DIN) on this tedder. In addition, the rotors provide plenty of clearance under the machine for high volume crops.



(1) Working width (DIN)
(2) Rotor diameter

HIT 6.61, 6.69, 6.80



Mechanical stabilizer struts

PÖTTINGER's six-rotor tedders are fitted as standard with mechanical stabilizer struts. These achieve a particularly high centering force to ensure the machine tracks smoothly. This also gives you the advantage when working on slopes. At the headland and during road transport, they support the centering of the heart-shaped pivot pin.



Large flotation tires

The large 16 x 6.5-8 flotation tires on each rotor ensure smooth running and protect the sward, even over soft and bumpy ground.

Each wheel can be fitted with an optional cover that also serves as anti-wrap guard.

Convenient mounting

As on all HIT mounted tedders, the PTO shaft holder on our six-rotor tedders folds up automatically as soon as the PTO shaft is lifted out to ensure maximum convenience when attaching the machine.

In addition, the hydraulic hose boom keeps the headstock tidy.

Compact and safe during transport

In the transport position, the raised rotors are tilted very close to the tractor. This ensures a favorable center of gravity and safe road transport. The HIT 6.61 has a particularly compact configuration during transport with a width of just 8'4". As a result, you can drive safely along narrow roads and through narrow entrances. The hydraulic rotor folding system provides convenient operation from the tractor seat.

Warning signs and LED road lights are standard.

Eight-rotor mounted tedder



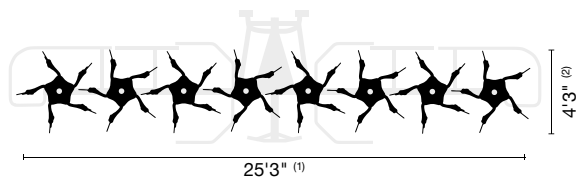
To meet the most demanding specifications

We meet the highest specifications in the professional sector with both our eight rotor machines. You will be impressed by how convenient they are to operate. The ideal tedder for your mower with a working width of 9'10".

With its small rotor diameter of 4'4" the HIT 8.81 achieves a working width (DIN) of 25'3". The headstock is shortened thanks to the small rotor diameter. This shifts the center of gravity very close to the tractor, allowing these tedders to be used with small tractors.

With its 4'8" rotors and 28'2" working width (DIN), the HIT 8.91 offers excellent tedding quality with a large area output.

HIT 8.81



HIT 8.91



(1) Working width (DIN)

(2) Rotor diameter



Mechanical stabilizer struts

PÖTTINGER's eight-rotor tedders are fitted as standard with mechanical stabilizer struts. These achieve a particularly high centering force to ensure the machine tracks smoothly. This also gives you the advantage when working on slopes. At the headland and during road transport, they support the centering of the heart-shaped pivot pin.



Large flotation tires

The two inner rotors on the HIT 8.81 and HIT 8.91 are fitted with 16 x 9.50-8 flotation tires. This improves weight distribution during operation and conserves the soil. The two wheel axles feature a slightly more heavy duty design.

The large 16 x 6.5-8 flotation tires on the rest of the rotors ensure smooth running and protect the sward, even over soft and bumpy ground.

The optional cover on each wheel serves as an anti-wrap guard.

PTO shaft with freewheel

As with all our linkage-mounted tedders, a PTO shaft with freewheel is available as an option on the eight-rotor tedders.

Especially on tedders with a large number of rotors, a relatively large rotating mass is in motion during operation. When the PTO is switched off, the rotors coast gently to a halt thanks to the freewheel, which protects the entire machine.

Wide during operation compact during transport

Both of our eight-rotor tedders are characterised by their compact transport position. The parking height is just 9'5" / 10'8", so these tedders easily fit into the machinery barn.

The outer rotors on the eight-rotor tedders are pivoted through 180° during transport. A finger coupling is fitted at this point so that the rotors can turn freely in the transport position.

Warning signs and LED road lights are standard.

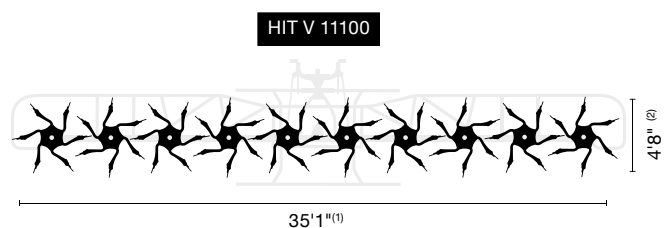
Ten-rotor mounted tedder



Powerful performance, compact design

Inconspicuously compact during transport and provides great coverage in the field, the ten-rotor linkage-mounted tedder from PÖTTINGER. Packed with ingenious features, it delivers excellent tedding work across a wide width.

With its 4'8" rotors and 21'2" working width (DIN), the HIT V 11100 combines excellent tedding quality with maximum output.



⁽¹⁾ Working width (DIN)

⁽²⁾ Rotor diameter



Hydraulic centering cylinders

On our ten-rotor tedder, two hydraulic centering cylinders on the headstock ensure smooth, automatic centering of the machine at the headland. During operation, they guarantee that the tedder tracks smoothly.

Each hydraulic cylinder is fitted with a nitrogen accumulator to cushion horizontal movements. An additional rubber buffer absorbs shocks.



Driveline with 1000 rpm

The HIT V 11100 is designed for a PTO speed of 1000 rpm. This ensures a low torque on the input PTO shaft. At the same time, you get maximum flexibility in terms of rotor speeds. At reduced engine speed or when using the 540 E PTO, you can operate particularly gently in dry hay.

Night swaths can be created simply by reducing the PTO speed to 540 rpm.

Overload protection is integrated into the PTO shaft. The freewheel is located in the input gearbox.

Rugged construction for long service life

As a supporting element, the front guard rail also increases strength. The lattice design stiffens the bolted tube profiles on the main frame, increasing the load capacity and service life of the entire tedder.

Compact during transport

We don't just talk about a compact transport position, we provide it. When parked, our ten-rotor tedder is only 11'1" high and 9'10" wide. That is really compact. Its low center of gravity also ensures enhanced safety in road traffic.

The two outer rotors on each side are pivoted through 180° during transport. An electric transport interlock is also available as an option. All rotors can turn freely in the transport position.

Warning signs and LED road lights are standard.

Trailed tedders





Trailed tedders



High performance with small tractors

With the trailed configuration, high outputs are possible even with small tractors.

The trailed tedders offer working widths (DIN) of 17'1" / 25'9" / 28'3" without the need for lifting power.

HIT 4.54 T – four rotor tedder

The HIT 4.54 T does not require an additional chassis. At the headland and during transport, the rotors are raised by a hydraulic cylinder inside the drawbar.

Fenceline spreading system

Actively setting the wheels at an angle causes the tedder to run diagonally so the forage is directed onto the mown area. Neighboring crops remain untouched. Because the wheels can be set to the left or right, fenceline tedding can be activated in any driving direction.

All wheels are pivoted by hand for fenceline tedding.

If you do not require a fenceline tedding system, the wheels are mounted securely to the rotor casing as standard using roll pins.



HIT 6.80 T – six rotor tedder

The HIT 6.80 T is equipped with an additional chassis that runs behind the machine during operation in the field.

The chassis lifts the machine clear of the ground at headlands and in the transport position.

Straightforward operation

Our six-rotor tedders are easy to operate hydraulically.

HYDROLIFT

HYDROLIFT is fitted as standard. This system raises the outer rotors to their limit position during headland turns. At the same time, the chassis lifts the machine clear of the ground.

Fenceline spreading system

A hydraulic fenceline tedding system is also available. All the wheels can be adjusted conveniently from the tractor seat by a double-acting hydraulic cylinder into the positions left, center and right. The wheel position indicator is clearly visible from the driver's seat.

If you do not require a fenceline tedding system, the wheels are mounted securely to the rotor casing as standard using roll pins.

HIT 4.54 T, 6.80 T, 8.91 T



HIT 8.91 T – eight rotor tedder

The trailed tedder with eight rotors for high performance with small tractors.

The HIT 8.91 T is equipped with a chassis that folds up over the rotors during operation in the field. The chassis lifts the machine clear of the ground in the transport position.

Compact and safe during transport

The tedder is attached to the lower linkages of the tractor by a robust yoke to provide stability during transport. The wide chassis is fitted with 260/70-15.3 tires. During operation, the chassis is folded hydraulically over the rotors.

Convenient operation

The whole machine can be operated using one double-acting connection. Sequential stepping valves control all the functions one after the other in the right order.

MULTITAST double jockey wheel

Ground tracking and forage protection are the key objectives of the trailed HIT 8.91 T. An optional double jockey wheel on the drawbar tracks the ground immediately in front of the tine path to guide the rotors over the contours.

Soil conservation thanks to large tires

The two inner rotors on the HIT 8.81 and HIT 8.91 are fitted with 16 x 9.50-8 flotation tires. This improves weight distribution during operation.

Fenceline spreading system

A hydraulic fenceline tedding system is also available. All the wheels can be adjusted conveniently from the tractor seat by a double-acting hydraulic cylinder into the positions left, center and right. The wheel position indicator is clearly visible from the driver's seat.

If you do not require a fenceline tedding system, the wheels are mounted securely to the rotor casing as standard using roll pins.

Trailed high output tedders





High output



Maximum output and the best quality forage

To harvest top quality forage in large fields, high performance tedders are needed to follow high output mowers.

Especially on large silage farms that use mowers without conditioners, or on hay farms where the wilting period plays a major role within the often short fair weather windows, maximum output is required during tedding.

With the PÖTTINGER trailed 8, 10, 12 and 16 rotor tedders, we combine high output with the best working results. Perfect ground tracking paired with clean and tidy spreading work characterizes the HIT HT tedder series and guarantees that you get high quality forage.

High performance with small tractors

The working widths of our four HIT HT models of 28'2" / 34'9" / 41'8" / 55'9" guarantee maximum output.

Despite the large working widths, the tractor power required for tedding is still relatively low. Thanks to the trailed design, no load is exerted on the tractor hitch. This means that small tractors can achieve massive output using HIT HT tedders.

Trailed high output tedders



Best spreading quality

The diameter of the rotor is 4'8" on all models. This guarantees the best spreading quality with all types of forage.

The small rotors adapt ideally to bumpy ground and reduce the amount of crude ash entering the forage. They pick up smaller portions of crop, resulting in neater forage handling.

Moreover, small diameter rotors do not have to spread the forage so widely, which results in an exact spread pattern with homogeneous lateral distribution. This means they can be operated at lower speeds because they do not have to spread the forage as far. That is how disintegration losses can be avoided.

Optimum weight distribution

On HIT HT models, the chassis is also in use during operation. The chassis guides the rotors and supports the rotor frames. As a result, the inner rotors do not have to bear an additional load during operation, so the weight is distributed to all rotor wheels. This also ensures a uniform working height across the entire working width.

Large flotation tires

The two innermost rotors are equipped with 16 x 9.50-8 flotation tires. This improves weight distribution during operation. The large 16 x 6.5-8 flotation tires on the rest of the rotors ensure smooth running and protect the sward, even over soft and bumpy ground.

Trailed high output tedders



LIFTMATIC PLUS ingenious lifting system

You will be impressed with LIFTMATIC PLUS, the advanced lifting technology on our high output HIT tedders.

Before being raised, the rotors are positioned horizontally by a guide system and then lifted. This ensures that the tines do not scrape against the ground, preventing forage contamination as a result.



Unique headland position

In the headland position, high output HIT tedders provide enormous ground clearance. This enables you to drive over swaths without destroying them. Reversing is also no problem, similar to a single-axle trailer.

Only one single-acting spool valve is needed to operate the lifting system.



HIT HT 8680, 11100, 13120, 17160



Top quality fenceline tedding system

The two rotors on the outer right-hand side can be folded backwards hydraulically by 15°. In contrast to swath curtains, the two angled rotors distribute the forage evenly to the mowed area without swath formation. The result is a strip of cleared field bordering the neighboring crop.

This adjustment is made conveniently from the driver's seat using a double-acting hydraulic cylinder.



Convenient rotor height adjustment

The correct rotor height conserves your soil and keeps the forage clean. An easily accessible hand crank provides quick, central height adjustment.

For maximum operating convenience, this can also be done hydraulically from the tractor seat as an option. A clearly visible scale shows the set working height.



Straightforward operation

On models with hydraulic rotor height adjustment, the BASIC CONTROL electric pre-select system is standard. With this you can pre-select folding into the transport position, height adjustment and fenceline tedding. Only one double-acting spool valve is needed to operate machine.



Rugged construction for long service life

As a structural element, the front guard rail also increases the strength of the tedder. The lattice design stiffens the bolted tube profiles on the main frame, increasing the load capacity and service life of the entire machine.

Trailed high output tedders



Compact and safe during transport

Only one single-acting and one double-acting spool valve on the tractor is required to change from the working position to the transport position. The ingenious stepping sequence controlled by valves makes it extremely convenient to operate:

- The rotors are first brought into the headland position by the single-acting spool valve.
- The second spool valve is then used to fold the rotors and automatically retract the side guard.

A large main frame with a strong rotor support and low-slung center of gravity together with the large tires make it possible to transport the machine at high speeds on roads without swaying.

On the HIT HT 17160, the optional air brakes enhance safety even further on the road.

Warning signs and road lights are standard on all models.

Soil conserving tires

The large wheels ensure not only smooth and safe road transport, but also maximum soil conservation in the field.

	260 / 70 -15.3	340 / 55 -16	380 / 55 -17	480 / 45 -17	500 / 50 -17
Tedder					
HIT HT 8680	■	□	-	-	-
HIT HT 11100	■	□	-	-	-
HIT HT 13120	■	□	-	□	-
HIT HT 17160	-	-	■	□	□

■ = Standard, □ = Optional

HIT HT 8680, 11100, 13120, 17160

Choice of mounting


It's your choice: Towing eye, ball hitch, lower linkage bar or three-point hitch. Safe driving characteristics in traffic is provided for all variants.



Universal drawbar for high or low attachment

The bolted universal drawbar can be rotated 180° to match high or low linkages. A range of towing eyes or an 3.5" ball hitch are also available.

This drawbar is the standard version and is characterized by its smooth running on the road.



Lower linkage mounting

A lower linkage attachment is available for a particularly tight turning angle. The machine follows in the tractor's tracks even better because the attachment point is located further back.

This version is available as an option on the HIT HT 8680, 11100 and 13120. With this version, the weight of the machine is sufficient to provide enough drawbar load on the lower linkage even in the headland position.



Three-point hitch

The optional three-point hitch for the HIT HT 17160 provides the maximum turning angle. The tedder follows in the tractor's tracks even better because the attachment point is located further back. The integrated tension springs provide enough drawbar load on the lower linkage even in the headland position. This ensures a safe and convenient turning sequence.

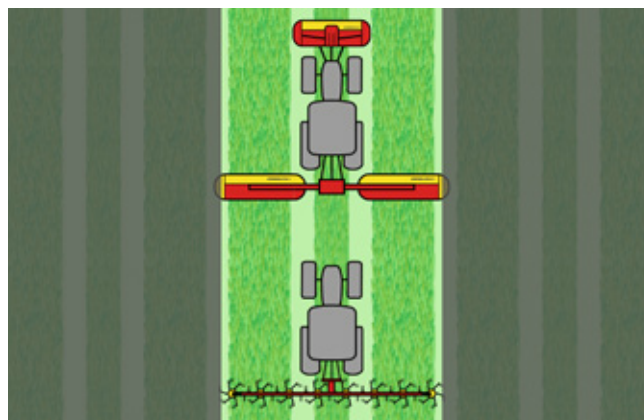
To disconnect from the tractor, the headstock is fixed in vertical position.

HIT tedders to match any mower



Search, and you will find

Match your tedder to the working width of your mower to get the highest utilization and best work quality from your machines. The best spreading quality is achieved when the tedder completely covers the swath of mowed grass on each pass. And ideally, the tractor should drive along a forage-free lane. The forage then remains loose on top of the grass stubble, making it an easy target for the tines. HAYTOOL ASSIST helps you quickly and easily find the right tedder for your mower.



Select your mower(s)

In the first step, you can combine front mowers with rear mowers or mower combinations, or select them individually. You can determine important options yourself:

- Mowing strategy (driving in a circle or mowing in passes)
- Number of swathing discs or swath width for mower with conditioner
- Mounting width for rear-mounted mowers or mower combinations

The mower swaths are displayed directly in an image according to your settings.

Find the right tedder


In the next step, you can select the tedder from our wide product range. The image shows at a glance whether the working width of the tedder matches the mower. For the best overview, the area not covered is darkened.

You can move the tedder left and right to try out all the possible configuration options.

The following QR code takes you directly to the application:



Accessories



Mechanical stabilizer struts

Hydraulic stabilizer struts


MULTITAST jockey wheel

Mechanical fenceline system

HIT 4.47	<input type="checkbox"/>	–	<input type="checkbox"/>	<input type="checkbox"/>
HIT 4.54	<input type="checkbox"/>	–	<input type="checkbox"/>	<input type="checkbox"/>
HIT 6.61	<input checked="" type="checkbox"/>	–	<input type="checkbox"/>	<input type="checkbox"/>
HIT 6.69	<input checked="" type="checkbox"/>	–	<input type="checkbox"/>	<input type="checkbox"/>
HIT 6.80	<input checked="" type="checkbox"/>	–	<input type="checkbox"/>	<input type="checkbox"/>
HIT 8.81	<input checked="" type="checkbox"/>	–	<input type="checkbox"/>	<input type="checkbox"/>
HIT 8.91	<input checked="" type="checkbox"/>	–	<input type="checkbox"/>	<input type="checkbox"/>
HIT V 11100	–	<input checked="" type="checkbox"/>	<input type="checkbox"/>	–



HIT 4.54 T	–	–	<input type="checkbox"/>	<input type="checkbox"/>
HIT 6.80 T	–	–	<input type="checkbox"/>	–
HIT 8.91 T	–	–	<input type="checkbox"/>	–



Hydraulic rotor height adjustment

Hydraulic fenceline system

Lower linkage mounting

Three-point mounting




HIT HT 8680	<input type="checkbox"/>	<input type="checkbox"/>	<input type="checkbox"/>	–
HIT HT 11100	<input type="checkbox"/>	<input type="checkbox"/>	<input type="checkbox"/>	–
HIT HT 13120	<input type="checkbox"/>	<input type="checkbox"/>	<input type="checkbox"/>	–
HIT HT 17160	–	<input type="checkbox"/>	–	<input type="checkbox"/>

Additional HIT HT equipment options

- + 2" towing eye / 2" swivel towing eye
- + ball coupling 3"

Often ordered together



Hydraulic fenceline system

LIFTMATIC

HYDROLIFT


Night-raking gearbox

Spare wheel 16 x 6.5-8

Anti-wrap guard

–	–	–	<input type="checkbox"/>	<input type="checkbox"/>	<input type="checkbox"/>
–	–	–	<input type="checkbox"/>	<input type="checkbox"/>	<input type="checkbox"/>
<input type="checkbox"/>	<input type="checkbox"/>	<input type="checkbox"/>	<input type="checkbox"/>	<input type="checkbox"/>	<input type="checkbox"/>
<input type="checkbox"/>	<input type="checkbox"/>	<input type="checkbox"/>	<input type="checkbox"/>	<input type="checkbox"/>	<input type="checkbox"/>
<input type="checkbox"/>	<input type="checkbox"/>	<input type="checkbox"/>	<input type="checkbox"/>	<input type="checkbox"/>	<input type="checkbox"/>
<input type="checkbox"/>	–	<input type="checkbox"/>	<input type="checkbox"/>	<input type="checkbox"/>	<input type="checkbox"/>
<input type="checkbox"/>	–	<input type="checkbox"/>	<input type="checkbox"/>	<input type="checkbox"/>	<input type="checkbox"/>
<input type="checkbox"/>	–	■	–	<input type="checkbox"/>	<input type="checkbox"/>

–	–	–	<input type="checkbox"/>	<input type="checkbox"/>	<input type="checkbox"/>
<input type="checkbox"/>	–	–	<input type="checkbox"/>	<input type="checkbox"/>	<input type="checkbox"/>
<input type="checkbox"/>	–	–	<input type="checkbox"/>	<input type="checkbox"/>	<input type="checkbox"/>



Night swath gearbox

Spare wheel 16 x 6.5-8

Anti-wrap guard

Pneumatic brakes

<input type="checkbox"/>	<input type="checkbox"/>	<input type="checkbox"/>	–
<input type="checkbox"/>	<input type="checkbox"/>	<input type="checkbox"/>	–
<input type="checkbox"/>	<input type="checkbox"/>	<input type="checkbox"/>	–
<input type="checkbox"/>	<input type="checkbox"/>	<input type="checkbox"/>	<input type="checkbox"/>

Configure your own machine.

■ = Standard, □ = Optional

Technical data



Mounted tedder	Width	Working width DIN	Rotors	Rotor diameter
HIT 4.47	15'5"	14'5"	4	4'8"
HIT 4.54	17'9"	17'	4	5'6"
HIT 6.61	19'8"	18'10"	6	4'3"
HIT 6.69	22'5"	21'2"	6	4'8"
HIT 6.80	25'9"	24'5"	6	5'5"
HIT 8.81	25'7"	25'3"	8	4'3"
HIT 8.91	29'	28'2"	8	4'8"
HIT V 11100	36'1"	35'1"	10	4'8"



Trailed tedders				
HIT 4.54 T	17'9"	17'	4	5'5"
HIT 6.80 T	25'9"	24'5"	6	5'5"
HIT 8.91 T	29'	28'2"	8	4'8"



Trailed high output tedders				
HIT HT 8680	29'	28'2"	8	4'8"
HIT HT 11100	36'1"	34'9"	10	4'8"
HIT HT 13120	43'3"	41'8"	12	4'8"
HIT HT 17160	56'5"	56'9"	16	4'8"

Tine arms per rotor	Transport width	Parking height	Transport length	Weight
6	8'2"	7'5"	–	1157 lbs
6	9'4"	8'6"	–	1212 lbs
5	8'4"	9'9"	–	1730 lbs
6	9'10"	10'11"	–	1884 lbs
6	9'10"	3.73 m	–	2072 lbs
5	9'7"	9'5"	–	2403 lbs
6	9'10"	10'8"	–	2755 lbs
6	9'10"	11'2"	–	3527 lbs
6	9'4"	8'6"	–	1410 lbs
6	9'10"	12'3"	–	2292 lbs
6	9'10"	10'8"	–	3328 lbs
6	9'6"	8'10"	14'5"	3858 lbs
6	9'6"	8'10"	18'4"	4618 lbs
6	9'6"	9'6"	18'4"	5235 lbs
6	9'6"	9'6"	21'	8487 lbs



MyPÖTTINGER – it's easy. Anytime. Anywhere.

Benefit from numerous advantages

MyPÖTTINGER is our customer portal that provides you with key information about your PÖTTINGER machines.

Get specific information and useful tips on your PÖTTINGER machines in "My machines". And find out more about the PÖTTINGER product range.



My machines

Add your PÖTTINGER machinery to "My machines" and assign a name. You will receive valuable information such as: useful tips on your machine, operating instructions, spare parts lists, maintenance information, as well as all the technical details and documentation.

Info on the product range

MyPÖTTINGER provides you with machine-specific information for all machines built starting 1997.

Scan the QR code on the machine's data plate with a smartphone or tablet or go to www.mypottinger.com and enter the machine number from the comfort of your own home. You will immediately receive all the information on your machine, such as: instruction manuals, equipment options information, brochures, photos and videos.



Rely on the original

PÖTTINGER ORIGINAL PARTS meet the highest demands in terms of functionality, reliability and performance. These are characteristics that PÖTTINGER is committed to delivering.

That is why we manufacture PÖTTINGER ORIGINAL PARTS from the highest quality materials. We ideally match each individual spare part and wear part to your machinery's overall system. This is because different soil and operating conditions often need to be taken into consideration.

We have been listening to our customers and now offer three different lines – CLASSIC, DURASTAR and DURASTAR PLUS – to make sure you have the right part to meet every requirement. ORIGINAL PARTS are worth every cent, because know-how cannot be copied.

Your advantages

- Immediate and long-term availability.
- Maximum durability thanks to innovative production processes and the use of the highest quality materials.
- Avoidance of malfunctions due to a perfect fit.
- The best working results thanks to optimum match to the overall system of the machine.
- Save time and costs thanks to longer replacement intervals on wear parts.
- Comprehensive quality testing.
- Ongoing advancement through research and development.
- Worldwide spare parts supply.
- Attractive, competitive prices for all spare parts.

Wear parts

The CLASSIC line is for standard duty applications. With these ORIGINAL INSIDE parts we have defined the benchmark for quality, best price/performance ratio and reliability.

DURASTAR is the innovation on the wear components market – durable, high quality, productive and reliable.

Are you used to putting your machines to work in the most extreme conditions? Then the DURASTAR PLUS line is the right choice for you.



More success with PÖTTINGER

- A family-owned company since 1871
Your reliable partner
- Specialist for arable and grassland
- Future-safe innovation for outstanding working results
- Roots in Austria – at home throughout the world

You can rely on PÖTTINGER tedders

- The best forage thanks to unique ground tracking.
- Clean forage thanks to DYNATECH.
- The best spreading quality thanks to swept tine arms
- Conserving the sward thanks to ingenious headland configurations.

Ask for more information:

PÖTTINGER Landtechnik GmbH

Industriegelände 1
4710 Grieskirchen
Austria
Phone +43 7248 600-0
info@poettinger.at
www.poettinger.at

POETTINGER Canada Inc.

460 Rue Robinson Sud
Granby, QC, J2G 7N6
Canada
Phone +1 450 372 5595
info@poettinger.ca
www.poettinger.ca

POETTINGER US, Inc.

2855 Slover Road
Valparaiso, IN 46383
USA
Phone +1 219 510 5534
info@poettinger.us
www.poettinger.us