

2025

 **PÖTTINGER**

# Product range for arable and grassland farming





More success with PÖTTINGER






# PÖTTINGER product range

## Table of contents

<b>Arable farming</b>	
The best soil	6-7
Ploughs	8-13
Stubble cultivators	14-21
Disc harrows	22-25
Power harrows	26-29
Compact combinations	30-31
Seed drills	32-39
More arable products	40-43
<b>Grassland</b>	
The best forage	44-45
Mowers	46-53
Tedders	54-57
Rakes & mergers	58-63
Loader wagons	64-67
Round balers	68-73
<b>Digital agricultural technology</b>	
Software	74-81
Data management	82-83
Operation	84-98

## How to find your way around:

-  Arable farming
-  Grassland
-  Digital agricultural technology

All information on technical data, dimensions, weights, output, etc. and the images shown, are approximate and are not binding. The machines shown do not feature country-specific equipment and may include equipment that is not supplied as standard, or is not available in all regions. Your PÖTTINGER dealership would be pleased to provide you with more information.

# A company based on tradition and progress



## More Success with PÖTTINGER

This motto is a promise to our customers. With the outstanding working results of our machines and services we will ensure that as one of our customers you are more successful. Our objective is to make your work easier and enable sustainable operations.

As a family-owned business with a long tradition, we have a great deal of international experience. We offer a very wide range of products in order to provide the best solutions for very different living and working conditions. Our product range is as varied as the needs of our customers.

Following our powerful claim for the best soil, we have developed intelligent systems and machines for arable farming. Business success is closely associated with the best forage. Grassland harvesting machines that are perfectly matched to one another make a valuable contribution here.

With the PÖTTINGER product range for arable and grassland farming, we cover your requirements perfectly.





## Milestones in the company's history

- 1871** Company founded by Franz Pöttinger in Grieskirchen (AT) - grassland machines.
- 1960** New factory built in Grieskirchen (AT), today's headquarters.
- 1975** Entering the tillage industry with the takeover of the Bavarian plough factory in Landsberg/Lech (DE).
- 2001** Acquired seed drill technology plant in Bernburg (DE).
- 2007** Built plant in Vodnany (CZ) as the competence center for tillage machines.
- 2017** Spare parts logistics center in Taufkirchen an der Trattnach (AT) goes into operation.
- 2018** New assembly line and logistics workshops opens in Grieskirchen (AT).
- 2021** 150<sup>th</sup> anniversary of PÖTTINGER Landtechnik. The first phase of the plant in St. Georgen (AT) opens as a competence center for round balers and large rakes. Crop care machines added to the product range.
- 2022** Acquisition of Matermacc S.r.l. in San Vito al Tagliamento (IT) to supplement the product range with precision planters.
- 2023** The second phase of the plant in St. Georgen (AT) opens with the new powder coating and painting line.

# The best soil



The soil is the basis for agriculture and forestry and is one of the world's most important yet limited resources. Soils are the essence of our life since they provide the basis for nutrition for us and our livestock. Healthy soil is a prerequisite for optimizing your yield.

## **Ploughs – perfect incorporation**

By using the plough for primary tillage, you achieve a clean arable surface. Turning the soil also incorporates fertilizer, harvest residues and plants. Ploughing arable land makes an important contribution to weed control and fighting pests and disease.

## **Stubble cultivators – breathing life into the soil**

The incorporation of residue from the harvest increases the fertility of the soil and protects from erosion. The capillary effect is interrupted by the stubble cultivator to retain moisture. Our SYNKRO stubble cultivators are available in two and three-row versions. Our trailed TERRIA stubble cultivators follow up with three and four rows. The PLANO trailed shallow cultivator features six rows of tines. The versatile rear rollers create ideal germination conditions for volunteers and weeds.

## **Disc harrows – revitalizing the soil**

The TERRADISC compact disc harrow is designed specifically for stubble cultivation and seedbed preparation. The compact design and aggressive disc angle ensure reliable penetration and excellent mixing in of harvest residues.



# PÖTTINGER seed drill systems



## Power harrows – thorough soil preparation

The best tillage, excellent mixing and levelling are the basis for successful planting. A power harrow working together with a seed drill is a high output and cost effective combination delivering perfect sowing results. PÖTTINGER offers you tailor-made systems for every type of soil and every size of operation.



## Pneumatic seed drills – precision operation

Our pneumatic seed drills are for sowing cereals and maize (single-seed placement). The unique AEROSEM seed drill concept unites the drilling of cereals and maize. Precision universal metering and perfect coulter systems guarantee exact placement of the seed.




## Pneumatic universal seed drills – perfect, efficient sowing

The TERRASEM universal seed drill concept combines tillage, consolidation and drilling in a single machine. The effective compact disc harrow or, as an option, low disturbance WAVE DISC, the unique tire packer and the perfect seed coulters ensure an optimum working result.

# Perfect incorporation



Intelligently designed for heavy-duty work, PÖTTINGER ploughs ensure optimum load distribution and strength in the areas of highest stress. The unique PÖTTINGER control center lets you easily adapt the plough perfectly to all types of soil and operating conditions.



## Easy adjustment

With the SERVOMATIC control center, you can quickly and easily adjust the plough to the tractor and the soil conditions.

- Straightforward yet ingenious plough set-up
- Flexible mounting for modern tractor geometries
- For perfect results



## Robust frame construction

The large-dimension main beam section absorbs tensile forces better. For high strength, holes in the beam have been reduced to a minimum. In addition, the newly designed construction reduces the loads acting on all bearing points to protect the plough components.



# Hitch-mounted reversible ploughs



## NOVA stone protection

The compact trip leg system with internal hydraulic cylinder ensures a high triggering pressure. The increasing trip pressure ensures the plough share re-enters the soil quickly. The triggering pressure can be adjusted hydraulically:

- SERVO 2000: 2,204 to 2,976 lbs
- SERVO 3000 and 4000: 2,645 - 3,306 lbs

## PLUS furrow width adjustment

With PLUS hydraulic furrow width adjustment the plough is always precisely matched to the soil conditions.

- Optimum adaptation to tractor power, slopes, field shapes and site-specific soil conditions
- Automatic adjustment of all plough settings
- Easy ploughing of tight corners and headlands



## Soil-conserving on land ploughing

For more soil conservation and convenience, the SERVO 4000 and the optional on land equipment can be used with the tractor wheels in the furrow as normal, or with the tractor level on the unploughed land. The on land system allows tractors with wide tires and crawler tracks up to an overall outside width of 9'10" to easily plough outside the furrow.

## TRACTION CONTROL

TRACTION CONTROL is available as an option on SERVO 4000 and 5-furrow SERVO 3000 models to provide defined loading of the tractor rear axle. Wheel slip is reduced by perfectly matching the pulling force and load on the rear axle. As a result, this enables maximum performance on the part of the tractor. This saves up to 10% on fuel and conserves the soil.

# Perfect incorporation



Straightforward and cost effective to use, reliable operation in challenging conditions and impressive working results - these are the key factors that were the focus of the development of the SERVO T 6000. The new plough beam concept forms the basis for years of relentless operation.



## Up to 500 hp

We are prepared for the future. The increasing requirement for higher yields is leading to larger and more powerful tractors being used in the field. With the strong plough beam, an additional strut for support and double-sided linkage lugs for the lower linkage, this is designed to handle the highest tractive forces. The fittings are positioned so that they do not weaken the plough beam tube. The high strength body mountings reliably transfer forces to the plough body.

## Optimized plough beam design

The plough beam has been engineered to absorb the loads acting on it during operation even better. The configuration aligns the tractive forces along the same plane and minimizes deflections.

- Tractive forces are transmitted in a straight line by the stabilizer towards the rear axle of the tractor
- Enormous strength and reliability during operation
- Protects components and mounting elements



# Semi-mounted reversible ploughs



## Drive outside the furrow

For more soil conservation and the use of tractors with wide tires, dual wheels or crawler tracks, the SERVO T 6000 and the on land equipment option enable tractors to plough while driving outside the furrow. This reduces soil pressure in deeper soil layers and prevents compaction of the furrow bottom. However, the plough beam can also be set for driving in the furrow if required.



## Maximum strength

Uniform, trouble-free operation in areas with a high stone content and heavy soils is not a contradiction in terms thanks to the reliable NOVA stone protection system. A selection of highly resilient materials combined with finely controllable hydraulics makes the system an indispensable tool in extreme situations. Being able to work continuously while outputting high quality working results increases productivity and contributes to a higher area output.



## Ploughing with a furrow press

Ploughing with a furrow press completes two work steps in one pass. The furrow press is drawn along by a large press arm. This is hydraulically decoupled at the headland. The catching position can be adjusted in five steps to guarantee smooth operation with different furrow widths. On ploughs with hydraulic furrow width adjustment, the press arm is also adjusted according to the furrow width.



## Wear resistant

Extremely wear-resistant DURASTAR chisel points, share blades and mouldboards ensure a long service life in the most difficult conditions and contribute to long replacement intervals. In addition to reversible points, a particularly robust combined share and point is also available, which demonstrates incredible strength when working in soil with high levels of stones. Reliable soil penetration and perfect work quality are always guaranteed as a result.

# Perfect incorporation



## SERVO 3000 – medium weight hitch-mounted reversible ploughs

The SERVO 3000 with 3 to 6 furrows is the model of choice for the medium power tractor segment from 80 up to 240 hp. This plough combines a simple control center and the best working results.

	<b>Furrows</b>	<b>Point-to-point spacing</b>	<b>Power requirement from</b>
SERVO 3000 N	3 / 4 / 5	2'10" / 3'1" / 3'4"	59 kW / 80 hp
SERVO 3000 PN	3 / 4 / 5	2'10" / 3'1" / 3'4"	59 kW / 80 hp





## SERVO 4000 – heavy hitch-mounted reversible ploughs

The top plough among the hitch-mounted reversible models is the SERVO 4000. This hitch-mounted reversible plough is available with up to 6 furrows and is designed for tractors up to 360 hp. High output and efficiency are guaranteed for both in-furrow and on-land ploughing.

	<b>Furrows</b>	<b>Point-to-point spacing</b>	<b>Power requirement from</b>
SERVO 4000 PN	4 / 5 / 6	3'1" / 3'4"	132 kW / 180 hp



## SERVO T 6000 – semi-mounted reversible ploughs

The SERVO T 6000 is the result of many years of ploughing experience and intensive development work. The pushed main beam section and the NOVA overload protection system form the basis for reliable high performance ploughing.

	<b>Furrows</b>	<b>Point-to-point spacing</b>	<b>Power requirement from</b>
SERVO T 6000 PN	6 / 7 / 8	3'4"	118 kW / 160 hp

# Airing the soil



The PÖTTINGER SYNKRO stubble cultivators have been developed to deliver optimum stubble cultivation, and are suitable for both shallow and deep tillage. During the design phase, special value was placed on reducing draft and power requirements.



## Proven on all types of soil

The SYNKRO series is available with a combination of points and wing shares. Being able to adjust the height and angle of the wings ensures optimum penetration and excellent mixing performance. In addition, the position of the legs can be adjusted to match the operating conditions.



## Adjust settings without leaving the cab

The hydraulic depth adjustment (optional) provides flexible settings for differing operating conditions and soil characteristics.

Quick and easy operation - from the tractor seat.



# Linkage mounted stubble cultivator



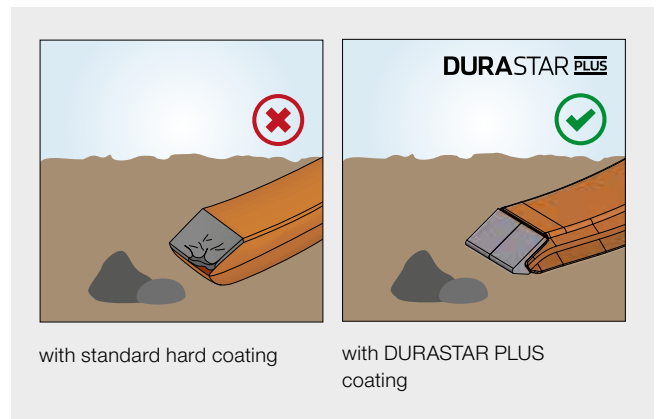
## NONSTOP protection against stones

On the SYNKRO NOVA, spring-mounted tines guarantee NONSTOP cultivation in stony soil.

- The triggering pressure of 1,212 lbs diminishes as the leg is raised, therefore stones are not pulled up or loosened
- Shear bolts are provided to protect against overloading
- Overload protection of the leveling discs

## The right position for all operating conditions

The tines are fitted with shear bolts as standard. A hole matrix on the leg mounting plates and the position of the cultivator wings can be used to respond to different operating conditions such as dry, hard soils.



## Proven tillage tools

Regardless of whether they are used for shallow cultivation after harvesting, intensive incorporation or deep loosening, these proven tillage tools can be adapted to changing requirements in just a few steps. Depending on the conditions, narrow points, chisel points and wings are available to cover a wide range of applications.

## DURASTAR wear parts

Different types of shares with different levels of wear resistance are available for working in the toughest conditions.

- High quality steel and hardened metal for the points and wings
- DURASTAR for up to 4 times the service life
- DURASTAR PLUS for up to 6 times the service life
- Consistent geometry improves soil entry and low power requirement over the entire service life

# Airing the soil



TERRIA trailed stubble cultivators cover a wide range of applications in tillage. You have the choice, from shallow stubble cultivation to deep loosening primary tillage. Fully versatile to meet the highest expectations.



## Symmetrical tine configuration

The tillage tools on the TERRIA trailed cultivator are arranged symmetrically along the center line. This ensures that the soil is moved evenly, also during shallow cultivation. Thanks to the optimum distribution of forces, the machine remains stable in the ground to prevent it from jolting so that a consistent quality of work is ensured.



## Integrated chassis

The wheels have been integrated into the work area to ensure the tightest possible turning radius, and a more compact overall length is the result. The TERRIA is equipped with a 2-wheel chassis as standard and the 19 feet wide versions are with a 4-wheel chassis as an option. This ensures a large surface area of contact with the ground to conserve the soil.

# Trailed stubble cultivators



## Impressive performance all the way

Perfect ground tracking is a prerequisite for working at the same depth across the whole working width - because every square foot of soil is valuable. In addition to the newly developed jockey wheels, the fully hydraulic depth adjustment ensures the best working results.

## Active pulling power booster

As an option, the drawbar can be equipped with the TRACTION CONTROL hydraulic pulling power booster. This system transfers weight from the stubble cultivator to the rear axle of the tractor. The shift in weight increases traction and reduces wheel slip and fuel consumption. This reduces running costs.



## Maintenance-free stone protection

A mechanical NONSTOP stone protection device is installed as standard. A hydraulic version is also available as an option. This is essential for trouble-free operation, especially when there are large obstacles. In addition, the frame and the material are protected.

## Operated without a rear roller

To promote gas exchange and to benefit from frost heave, leaving an open, unconsolidated soil in the autumn before winter dormancy can be a useful tillage strategy. The rear roller can be removed for this purpose. The integrated chassis takes over depth guidance. In addition, loosening tines are mounted behind the chassis instead of the rear roller.



# Nurturing the soil



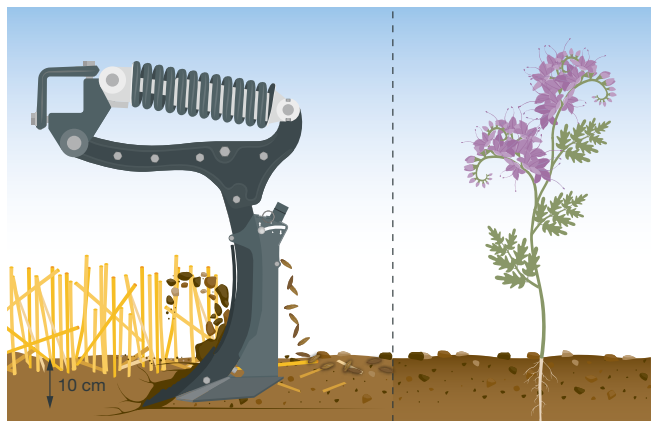
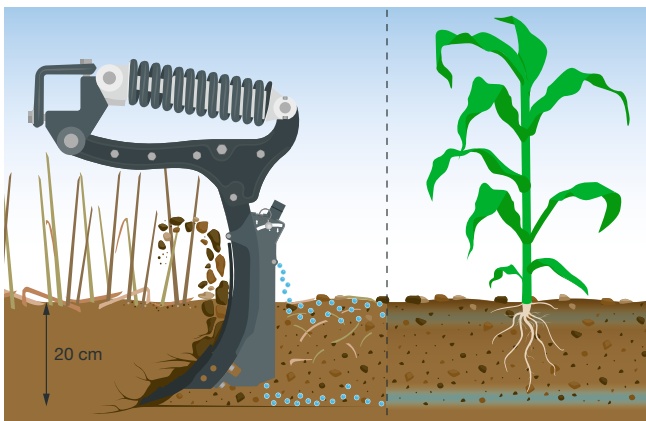
## TERRIA and AMICO

In future, it will be necessary to deploy resources worldwide even more purpose-specifically and efficiently. PÖTTINGER has therefore teamed up the trailed TERRIA stubble cultivator with the front hopper solo AMICO F for resource-saving work. The tillage and simultaneous seed and fertilizer application steps can now be completed in a single pass.

## Flexible applications

The TERRIA with distribution system can be used for both stubble cultivation and deep loosening work. Different deposit depths allow different levels of soil to be supplied as needed. A total of three deposit depths can be set:

- Top placement - 100% deposited on top
- Mixed placement - 50% on top, 50% below
- Down placement - 100% deposited below



## Soil cultivation made easy

The wide tine spacing of TERRIA stubble cultivators ensures reliable operation even with high volumes of organic matter. The incorporation of harvest residues and cover crops is carried out using different share types and can be combined with wings, the distribution boots can remain permanently mounted.

## Choosing the right points

The TERRIA with distribution system can be equipped with three different types of chisel points and wings depending on the stubble cultivation application. Examples for each of the three applications:

- Chisel point with shin for top placement
- Wing share with shin for mixed placement
- Narrow point 1.5" for deep placement

# Stubble cultivators



## SYNKRO – 2 and 3 row mounted stubble cultivators

The SYNKRO stubble cultivator can be deployed for shallow stubble work and deep tillage. A central adjustment system allows you to adjust the working depth quickly and easily.

	Number of rows	Working width	Tines	Tine spacing	Power requirement
SYNKRO 2520 NOVA	2	8'2"	6	16"	51 kW / 70 hp
SYNKRO 3020 NOVA	2	9'10"	7	16"	66 kW / 90 hp
SYNKRO 4020 K NOVA	2	13'1"	9	17"	103 kW / 140 hp
SYNKRO 3030 NOVA	3	9'10"	11	10"	80 kW / 110 hp
SYNKRO 3530 NOVA	3	11'6"	12	11"	96 kW / 130 hp
SYNKRO 4030 K NOVA	3	13'1"	14	11"	110 kW / 150 hp
SYNKRO 5030 K NOVA	3	16'5"	18	11"	132 kW / 180 hp



## TERRIA – 3 and 4 row trailed stubble cultivators

TERRIA trailed stubble cultivators cover a wide range of applications in tillage. You have the choice, from shallow stubble cultivation to deep loosening primary tillage. The perfectly configured tines leave an optimum working result for your soil.

	Number of rows	Working width	Tines	Tine spacing	Power requirement
TERRIA 4030	3	13'1"	13	12"	132 kW / 180 hp
TERRIA 5030	3	16'5"	17	11"	165 kW / 225 hp
TERRIA 6030	3	19'8"	21	11"	198 kW / 270 hp
TERRIA 4040	4	13'1"	13	12"	147 kW / 200 hp
TERRIA 5040	4	16'5"	17	11"	183 kW / 250 hp
TERRIA 6040	4	19'8"	21	11"	220 kW / 300 hp

# Airing the soil



Regardless of whether its stubble cultivation and weed control, incorporating cover crops or seedbed preparation, the trailed PLANO shallow cultivator is the specialist in soil water conservation and mechanical weed control thanks to its shallow, full-surface slicing action. Medium-depth tillage down to 6" is also possible for a high output, cost-effective and energy-efficient application.



## Choice of tine system

Two different tine systems are available for the PLANO, depending on the site-specific soil conditions and what kind of application the shallow cultivator is being used for. The compression spring tines deliver an impressively precise and shallow slicing action thanks to their stable tracking and very consistent working depth. The spiral spring tines create a higher proportion of fine soil because they vibrate during operation, which is why they are ideal for seedbed preparation.



## Shallow to medium depth tillage

Both tine systems can be equipped with DURASTAR PLUS duck foot shares or DURASTAR chisel points. The shape of the duck foot shares makes them ideal for shallow, full-surface movement and slicing. The chisel points are particularly suitable for deeper tillage and intensive mixing, although they can also be used for shallow stubble cultivation.



# Stubble cultivators



## Precision guided

Precise depth control across the entire machine and maintaining the set depth is essential, especially during shallow cultivation. The PLANO achieves the best ground tracking by controlling the working depth using single or double depth wheels at the front and the rear roller. Hydraulic depth control is provided for maximum convenience.

## Tillage tools

Regardless of whether leveling and breaking up the soil with the front board or intensively shredding organic material with the knife roller, the optional tillage tools are the front line in the cultivation process that create ideal conditions for the following tines reliably produce the best working results.



## 6 row trailed shallow cultivator

The PLANO cultivator comes into a class of its own in ultra-shallow tillage. With the optimized tine systems and choice of shares, shallow full-surface movement is possible, as well as processing depths of up to 6".

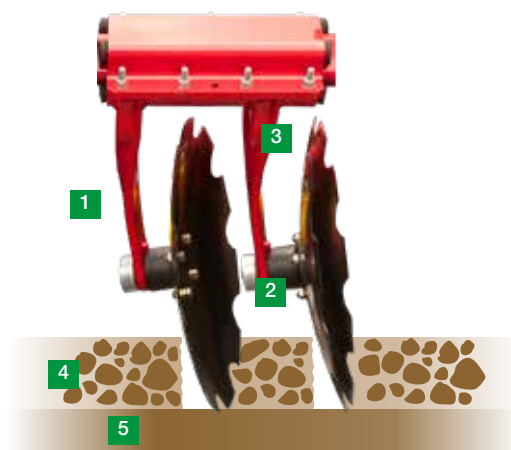
	<b>Number of rows</b>	<b>Working width</b>	<b>Tines</b>	<b>Tine spacing</b>	<b>Power requirement</b>
PLANO VT 6060 <b>NEW</b>	6	19'8"	37	6"	140 kW / 190 hp

# Revitalizing the soil



The TERRADISC compact disc harrow is designed specifically for stubble cultivation and seedbed preparation. The compact design and aggressive disc angle ensure reliable penetration and excellent mixing in of harvest residues.

- 1 Perfect entry thanks to aggressive disc angle
- 2 Blockage-free operation thanks to large clearances
- 3 Extended service life with tempered and forged parts
- 4 Worked soil – uniform and level finish with consistent soil movement
- 5 Unworked soil



## TWIN ARM

Two solid forged carrier arms are welded to a very wide clamping bracket. This ensures that the discs always retain their position and angle.

A uniform and level finish is achieved for both shallow as well as deep tillage. Perfect soil penetration is guaranteed. Intensive mixing of the soil takes place reliably even in hard, dry conditions with high levels of harvest residues.

# Disc harrow



## The best soil movement

A uniform surface finish with the best mixing performance meets farmer's and contractor's expectations in the field. To achieve this, PÖTTINGER has optimized the geometry, size, mounting angle and penetration angle of the discs. The result: low draft, perfect penetration, the best tilth and mixing effect, even in dry soil. The weight of the TERRADISC also ensures the reliable performance of this disc harrow.

## Generous inter-disc clearance

- Plenty of space between discs and carrier arms.
- The carrier arms are angled facing the direction of rotation so that there is no risk of stones or harvest trash becoming lodged between the disc and arm.
- A large clearance between the disc and clamping bracket means large quantities of organic matter can easily pass through.



## Maximum uptime and durability

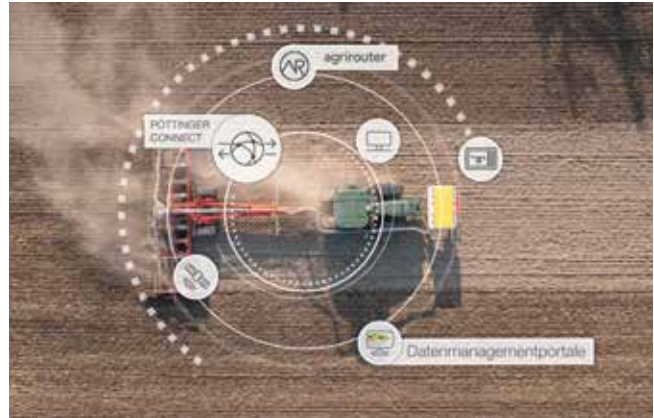
Fast operating speeds and working depths down to 6" mean the disc bearings have to withstand considerable stress. That is why high-quality bearings are implemented for an extended service life. This guarantees you trouble-free work even in the most difficult operating conditions.

## NONSTOP protection against stones

40 mm thick rubber elements have provided proven, maintenance-free NONSTOP trip leg action for many years. The clamping brackets are mounted on a thick walled box section frame. Four rubber elements between each wide clamping bracket and the box section provide the discs with high penetration power.



# Revitalizing the soil



## More flexibility

With the knife roller positioned in front, your TERRADISC 4001 T / 5001 T / 6001 T gets additional flexibility. Regardless of whether preparing a seedbed, cultivating stubble or incorporating and chopping a cover crop and harvest residues, you can respond to the specific operating conditions. In addition, the knife roller can be pivoted away completely, so the disc harrow can be used without it.

## PÖTTINGER CONNECT

In combination with Profiline equipment for ISOBUS operation, the telemetry unit can take over machine control functions and make data recording and transmission easier. Simple operation and a certified data interface make this system easy to use and connect to a range of different management systems. The module can also take over the role of the task controller, which makes it easy to add geo-referenced site-specific working depths.



## TERRADISC with AMICO

For high output application during stubble cultivation or seedbed preparation, PÖTTINGER has equipped trailed 26 and 32 feet wide TERRADISC T models with a distribution system. The tillage and simultaneous seed or fertilizer application steps can now be completed in a single pass.

## Versatile operations

TERRADISC disc harrows with a distribution system can be used for stubble cultivation as well as loosening to a depth of 6". Different applications can be covered by a distribution rail that can be flexibly adjusted in angle:

- Apply fertilizer for rapid plant development
- Sow cover crops



## TERRADISC – rigid compact disc harrows

Compact design is a key feature of PÖTTINGER disc harrows. Working depths between 1 and 4 inches are possible. The offset configuration of the aggressively set discs mixes the harvest residues effectively into the soil.

	<b>Working width</b>	<b>Discs</b>	<b>Disc diameter</b>	<b>Power requirement from</b>
TERRADISC 3001	9'10" (3 m)	24	22" (580 mm)	70 kW / 95 hp
TERRADISC 3501	11'6" (3.5 m)	28	22" (580 mm)	85 kW / 115 hp
TERRADISC 4001	13'1" (4.0 m)	32	22" (580 mm)	100 kW / 135 hp



## TERRADISC K / T – folding / trailed compact disc harrows

TERRADISC K – with a working width of 13 and 19 feet and increased maneuverability thanks to three-point linkage mounting. TERRADISC T harrows are transported on a dedicated chassis.

	<b>Working width</b>	<b>Discs</b>	<b>Disc diameter</b>	<b>Power requirement from</b>
TERRADISC 4001 T	13'1" (4.0 m)	32	22" (580 mm)	100 kW / 135 hp
TERRADISC 5001 T	16'5" (5 m)	40	22" (580 mm)	125 kW / 170 hp
TERRADISC 6001 K / T	19'8" (6 m)	48	22" (580 mm)	140 kW / 190 hp



## TERRADISC T – trailed compact disc harrows

TERRADISC T - with a working width of 26 and 32 feet. TERRADISC T models are transported on a dedicated chassis. This protects your tractor hydraulics and reduces compaction at the headland.

	<b>Working width</b>	<b>Discs</b>	<b>Disc diameter</b>	<b>Power requirement from</b>
TERRADISC 8001 T	26'3" (8 m)	64	22" (580 mm)	198 kW / 270 hp
TERRADISC 10001 T	32' (10 m)	80	22" (580 mm)	265 kW / 360 hp



## Preparing the soil



The power harrow plays an important role in many arable farming scenarios. Best quality tilth and excellent mixing of the soil to form a perfect seedbed are highlights of PÖTTINGER power harrows. Combined with a seed drill, this machine becomes a high output and cost-effective combination delivering perfect drilling results. We offer a wide range of working widths and equipment options to cover all soil types and different farm sizes.





# Power harrows



## All-round skill set

The LION power harrow not only performs well when operated on its own but also delivers excellent results in combination with any PÖTTINGER linkage mounted or implement mounted seed drill. You can use the LION power harrow together with VITASEM and AEROSEM seed drills or the TEGOSEM cover crop sowing system.

## Sophisticated details

The rear leveling board is standard and is set automatically with the depth of the rear roller. No readjustment is necessary when changing the depth. The rear leveling board fitted as standard equipment can be quickly removed and on the rigid power harrows can also be installed in front of the rotors.



## Three gearbox versions

Regardless of whether it is fitted with a CLASSIC gearbox, changeable speed gearbox or central gearbox, all LION power harrow models are smooth running during operation and in the headland position.

## Easy to swap around – QUICK FIX

To make it easier to replace the tines, the QUICK FIX quick-change system with folding lynch pins is available in addition to the standard bolt fastening. The tines can be changed or swapped around easily and conveniently in just a few steps.

# Preparing the soil



A perfectly prepared seedbed features a uniform, level finish, an ideal proportion of fine soil and optimum consolidation. This creates perfect germination conditions for rapid and uniform growth of the plants.



## Neat work

Thanks to the configuration of the rotors, the machine actively cultivates the full working width from side board to side board. As a result, the soil is moved even along the outermost edge of the machine.

LION power harrows with 3.3 rotors per 3 feet of working width can be used both as harrows and cultivators.

## Universal tines for every operation

All that is needed to change the application is for the tines to be repositioned. The same geometry of tine is used for both applications.

The tines on LION power harrows have a long service life and ensure consistent, effective tillage of the soil with intensive loosening and uniform seed bed.





## LION – rigid power harrows

Our rigid power harrows are divided into three different models. The biggest difference lies primarily in the dimensions of the components for the different types of gearbox, which are designed for different tractor outputs.

- Side boards within the transport width of 9'10" - no folding up required
- Large-dimensioned rotor tines for maximum service life

	Working width	Rotors	Tines	For tractors up to
Lightweight power harrows				
LION 2530 CLASSIC	8'2"	8	18 x 340 mm	103 kW / 150 hp
LION 3030 CLASSIC	9'10"	10	18 x 340 mm	103 kW / 150 hp
LION 3040 CLASSIC	9'10"	12	15 x 330 mm	103 kW / 150 hp
Medium weight power harrows				
LION 3030	9'10"	10	18 x 340 mm	147 kW / 200 hp
LION 3040	9'10"	12	15 x 330 mm	147 kW / 200 hp
LION 3540	11'6"	14	15 x 330 mm	147 kW / 200 hp
Heavy duty power harrows				
LION 3030 MASTER	9'10"	10	18 x 340 mm	184 kW / 270 hp
LION 4030 MASTER	8'4"	14	18 x 340 mm	184 kW / 270 hp



## LION V – folding power harrows

The folding medium weight and heavy duty LION V models are shorter, stronger and more compact: These characteristics have been incorporated by engineering an integrated folding frame.

- Can be combined with the AEROSEM FDD front hopper seed drill
- For more reliability and convenience: Temperature monitoring and hydraulic depth adjustment optional

		Working width	Rotors	Tines	For tractors up to
Medium weight power harrows					
LION V 4040	<b>NEW</b>	8'4"	16	15 x 330 mm	235 kW / 320 hp
LION V 5040	<b>NEW</b>	16'4"	20	15 x 330 mm	235 kW / 320 hp
LION V 6040	<b>NEW</b>	19'8"	24	15 x 330 mm	235 kW / 320 hp
Heavy duty power harrows					
LION V 6030 MASTER	<b>NEW</b>	19'8"	20	18 x 340 mm	368 kW / 500 hp



# Clever seedbed preparation



Our FOX D compact combination enables smooth-running, fuel-saving seedbed preparation. Combined with a PÖTTINGER seed drill, this implement becomes a cost-effective seed drill combination.



## The best working results

The key feature of our FOX D compact combination is its design. The lightweight construction, for smaller tractors starting at 75 hp, enables high output and optimum seedbed preparation at the same time.

Due to the rotating discs, the implement needs less tractive power and therefore consumes less fuel. Track eradicators ensure that the tractor marks are thoroughly loosened to enable perfect mixing at a consistent working depth as well as blockage-free operation.

## FOX D discs

- With the FOX D the discs take over the preparation of the soil. The discs are mounted on rubber elements that provide a degree of vertical travel and are suitable for slightly stony soil.
- The discs have a diameter of 16" and are fitted with sealed bearings.

# Compact combinations



## Focusing on cost effectiveness

- Let's you use smaller tractors for fuel-saving and efficient seedbed preparation.
- During the development of the PÖTTINGER compact combinations, great attention was paid to compact dimensions and low draft.
- Rotating tools on the FOX D enable efficient seedbed preparation with low costs per hectare.

## The ideal machine for mulch drilling

This lightweight linkage-mounted machine is ideal for use in light to medium soils with low levels of harvest residues. Combined with a seed drill, the FOX compact combination demonstrates yet another talent. The result is a cost-effective mulch drilling combination.

## Greatest operational flexibility

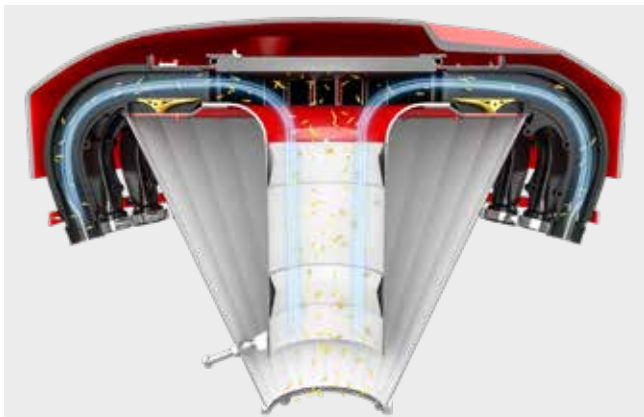
- Combined with a PÖTTINGER seed drill, this implement becomes a cost-effective 3-point-mounted seed drill combination.
- The machine can also be operated solo for incorporating harvest residues into the soil.
- The drill is mounted either on the packer roller or using HYDROLIFT.
- Combinable with VITASEM, VITASEM M and AEROSEM seed drills.

		<b>Working width and transport width</b>	<b>Discs</b>	<b>Disc spacing</b>	<b>Working depth</b>	<b>Power requirement</b>
FOX 3000 D	<b>NEW</b>	9'10"	24	4"	1 - 3 in	55 kW / 75 hp

# The best seed germination



The unique AEROSEM seed drill concept unites the drilling of cereals and maize. Precision universal metering and coulter systems proven time and again in the field guarantee exact placement of the seed.



## INTELLIGENT DISTRIBUTION SYSTEM – flexibility that pays dividends

The IDS distributor system controls all outlets using the BUS system. This enables a wide range of coulter pipe and tramline switching combinations. In conjunction with the intelligent control terminals, tractors with ISOBUS and the electric metering drive, there are now no limits to flexible working in the field.

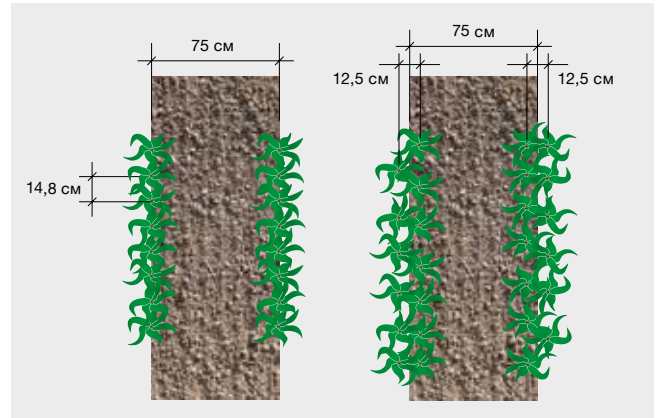
## Exact number of seeds in each row

With active tramline switching the seed of the closed rows is returned into the seed flow. The electric metering drive reduces the seed rate proportionally to ensure that the seed rate remains consistent in the coulters that are open.

- Consistent number of seeds in each row
- Uniform crop development
- Up to 6% saving on seed



# Pneumatic linkage-mounted seed drills



## PCS – PRECISION COMBI SEEDING

One seed drill for:

- Cereals
- Corn / corn with fertilizer / maize with companion crop

How you benefit:

- Expansion to range of applications - high flexibility
- Reduction in investment and running costs by combining a pneumatic seed drill with a precision seed drill
- Multiple uses for machine combination

## DUPLEX SEED with PCS system

Drilling maize in double rows:

- With 4" spacing in the double row, and 29" spacing between the double rows
- The double spacing in the row ensures a better plant distribution density of the maize plants
- Increases output during sowing thanks to a higher driving speed but the same level of precision
- Increase in yield of up to 5.5 % possible with silage maize and corn maize.



## AEROSEM A – implement-mounted pneumatic seed drills

Single-disc coulters and DUAL DISC double-disc coulters are available for planting cereals. PCS integrates precision seed drilling technology into a pneumatic seed drill, making you independent from single seed drills. This means greater flexibility and more cost efficient operation.

	Working width	Row spacing	Coulters pressure / coulters	Power requirement
AEROSEM 3002 ADD	9'10"	4" / 5"	up to 55 lbs	103 kW / 140 hp
AEROSEM 4002 ADD	13'1"	4" / 5"	up to 55 lbs	140 kW / 190 hp

# Perfect, efficient sowing



The TERRASEM universal seed drill concept combines tillage, consolidation and drilling in a single machine: the perfect combination of high output, excellent reliability and precision seed placement to meet your requirements. Enhanced by the Profiline comfort control system, all hydraulic functions can be conveniently controlled from the tractor cab.



## Convenient operation without crabbing

An ingenious configuration of the tillage tools ensures that the machine works one hundred percent in a straight line. The disc harrow as well as the fertilizer coulters (D Z machine with FERTILIZER) and seed coulters are mounted in an X configuration. A central additional WAVE DISC in the rear section of the discs guarantees full surface movement.

## Precise contour tracking

These frame sections are preloaded using hydraulic accumulators to ensure equal pressure distribution in any working position over the whole working width. The machine can adapt perfectly to undulations in the ground thanks to the pressure applied.

- Uniform working depth across the entire working width is guaranteed
- Consistent placement depth thanks to the three-point linkages on the coulters rail.



# Pneumatic universal seed drill technology



## DUAL DISC double-disc coulters

- To achieve consistent placement depth, all coulters are guided by rubber-mounted parallelogram arms that are depth-adjusted by press wheels.
- The depth is adjusted centrally with coulters pressure applied hydraulically between 88 and 264 lbs.
- Same-length coulters arms ensure identical coulters pressure on each unit.



## Two metering systems

Depending on the choice of machine, two different metering systems are available. The machines with a single hopper have an injector metering system (TERRASEM C and V D).

All double hopper machines (TERRASEM D Z with FERTILIZER) are equipped with a pressurized hopper system. The two-part hopper with a fixed 60:40 partition can also be filled with 100 % seed.



## Safety during road transport

- On the road the machine is transported on four wheels and improve the stability and braking efficiency of the two outer pairs of wheels.
- The center wheels are raised for moving the machine to the next field, which makes transport on uneven dirt roads much more stable.



## Conserves soil at headlands

- The chassis is fitted with wide tires to consolidate the soil, each tire covering three or four seed rows.
- At the headland the weight of the machine is supported by all the wheels to conserve the soil.
- Each packer wheel is mounted independently to ensure that there is no smearing of the soil, especially at headlands.



# WAVE DISC for minimum tillage



The maintenance-free WAVE DISCs have a diameter of 20" and are available with row spacings of 4" or 6". The working depth is infinitely-variable using a hydraulic system. The PÖTTINGER WAVE DISC system is ideal for difficult soil conditions that require reduced tillage. The WAVE DISC is available for all TERRASEM universal seed drill combinations.



## Working cost-effectively

- Low draft thanks to reduced tillage intensity
- Reduced power requirement due to less soil movement
- Reduction in erosion - conserves soil structure
- Water saving system

## Suppresses erosion

Lower intensity tillage leaves behind a lower proportion of loosened soil and a smaller cultivated area.

- Less risk of ponding during heavy rain
- Reduced sifting of fine soils in strong winds

# Pneumatic universal seed drill technology



## The challenge of field hygiene

- The low soil movement has a positive effect on controlling problem grasses
- The WAVE DISC low disturbance effect is particularly effective in minimizing germination of weed seeds
- Herbicide film remains on intact surface of soil
- Saves resources thanks to fewer passes

## Reduced soil movement

Dry region:

- Water saving strips, only the soil either side of the seed slot is moved.
- Slows down evaporation without moving the remaining surface.

Humid area:

- Reduced soil movement and less movement of moist soil.
- Faster warming up and drying of the loosened strip for improved germination conditions
- No deep tillage tools at seed slot level, so smearing is avoided



"I'm David Illi, sharing my experience with PÖTTINGER's TERRASEM V 4000 D. We bought the 4-meter unit in 2018 as a Demo model. With dealer and PÖTTINGER support, we customized it to fit our fields. After some time, we got everything we wanted, and it's working perfectly. Great service too.

Mechanically, the TERRASEM operates well, with highly accurate seed rate in soybeans once calibrated. Seed depth is easily adjustable, and the harrow provides a nice finish. Though slight field overlap causes minor unevenness, performance remains unaffected. Overall, the TERRASEM is a well-built machine, and we're satisfied."

David Illi  
Farmer  
Massueville, QC, Canada



# TERRASEM V CLASSIC



The TERRASEM V CLASSIC models without tillage tools offer smooth running and high output technology for covering large areas. When using these seed drills, the seedbed has already been optimally levelled in advance. Perfect seed placement in a consolidated seedbed is achieved thanks to the optimum ground tracking of the coulter rail and the unique tire packer.



## Easy to pull and delivers a high output

- High volume seed hopper for high performance
- Versatile applications thanks to low power requirement
- Combined with direct fertilization in intermediate rows - mid-row banding
- Water-saving sowing method thanks to direct drilling in loose and frost-wilted cover crops in spring
- DUAL DISC coulters for uniform placement depth

## Additional tools for perfect levelling

- The front board ensures perfect levelling in ploughed fields and excellent clearance for large quantities of harvest residues.
- Spring-loaded track eradicators are used for loosening and breaking up hard and compacted tractor marks
- The levelling board in front of the tire packer also promotes fine tilth
- The levelling paddle levels ridges between the tires on light, sandy soil.



# Pneumatic universal seed drill technology



## TERRASEM universal seed drill combination

The rigid universal seed drill combination made by PÖTTINGER has a double row disc harrow or WAVE DISC for soil preparation.

The three-section design of the folding TERRASEM V models provides perfect ground tracking. The outer elements have plenty of freedom of movement.

	<b>Working width</b>	<b>Standard hopper / optional hopper</b>	<b>Rows Standard</b>	<b>Row spacing Standard</b>	<b>Rows optional</b>	<b>Row spacing optional</b>
TERRASEM 3000 D	9'10"	100 bushels / 130 bushels	24	5"	18	6"
TERRASEM 4000 D	13'1"	100 bushels / 130 bushels	32	5"	24	6"
TERRASEM V 4000 D / V 4000 CLASSIC	13'1"	100 bushels / 130 bushels	32	5"	24	6"
TERRASEM V 6000 D / V 6000 CLASSIC	19'8"	100 bushels / 130 bushels	48	5"	36	6"
TERRASEM V 8000 D / V 8000 CLASSIC	26'3"	160 bushels / -	64	5"	48	6"
TERRASEM V 9000 D / V 9000 CLASSIC	29'6"	160 bushels / -	72	5"	54	6"



## TERRASEM Z with FERTILIZER

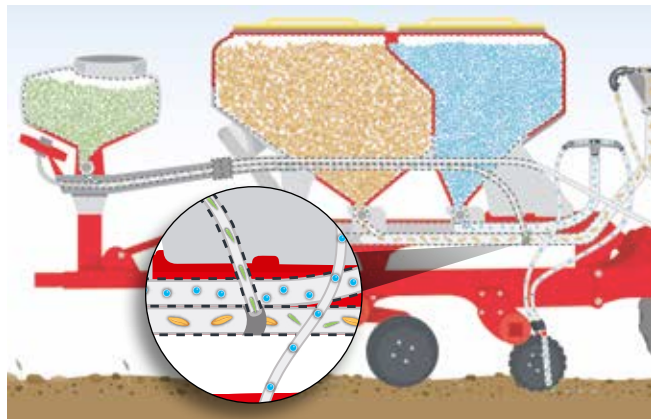
Using direct fertilization enables the FERTILIZER PRO to deposit fertilizer at the same time as the seed. This enables you to achieve optimum growth conditions during the early phase of seed growth and increase the generative performance of the seed. On the TERRASEM D Z models with the FERTILIZER system, the placement depth of fertilizer and seed can be set individually.

	<b>Working width</b>	<b>Standard hopper / optional hopper</b>	<b>Standard rows Seed / fertilizer</b>	<b>Row spacing Standard</b>	<b>Rows optional Seed / fertilizer</b>	<b>Row spacing optional</b>
TERRASEM 3000 D Z	9'10"	120 bushels / 160 bushels	24 / 12	5"	18 / 9	6"
TERRASEM 4000 D Z	13'1"	120 bushels / 160 bushels	32 / 16	5"	18 / 9	6"
TERRASEM V 4000 D Z / TERRASEM V 4000 Z CLASSIC	13'1"	120 bushels / 160 bushels	32 / 16	5"	24 / 12	6"
TERRASEM V 6000 D Z / TERRASEM V 6000 Z CLASSIC	19'8"	120 bushels / 160 bushels	48 / 24	5"	36 / 18	6"
TERRASEM V 8000 D Z / TERRASEM V 8000 Z CLASSIC	26'3"	160 bushels / -	64 / 32	5"	48 / 24	6"
TERRASEM V 9000 D Z / TERRASEM V 9000 Z CLASSIC	29'6"	160 bushels / -	72 / 36	5"	54 / 27	6"

## In a single pass



The flexible TEGOSEM hopper combines soil cultivation and sowing a cover crop or a companion crop in a single pass to save time and costs. The TEGOSEM can be combined with both linkage mounted and trailed machines.



### The advantages of the flexible TEGOSEM hopper:

- Tillage and application in a single pass
- Rapid and cost-effective application of microgranules or sowing of a cover crop up to 35 lbs /acre
- Applied either before or after the rear roller
- Mounted close to the rear roller to guarantee uniform seed germination
- Loading platform with handrail for convenient and safe filling

### TERRASEM: Single-shoot process

With the TERRASEM, in addition to surface seeding, an additional material can be applied using the single-shoot process. To do this, the material is metered by the TEGOSEM and fed by compressed air into the coulters pipes. The material is then applied by the seed coulters. This enables microgranules to be applied directly at the same time as the seed for the main crop or companion crop.

# Flexible hopper TEGOSEM



## Precision metering

With the TEGOSEM, the material is metered and distributed uniformly. Two different sizes of metering shaft are provided as standard to ensure precision distribution of the seeds or similar material using fine or coarse metering, even at low application rates.

## Reliable surface application

The fan drive is either electric or hydraulic depending on the conveying distance and the type of machine. The material is applied to the surface pneumatically using distribution plates. This guarantees full surface application regardless of the wind conditions. The distributor plates are adjusted by changing the shaft angle to vary the distribution range.

## Flexible TEGOSEM hopper combinations:

	Types of machines	Working width	Hopper location	Hopper volume	Weight including bracket
TEGOSEM 200 with electric fan drive system	SYNKRO	8'2" to 11'6"	Rear roller	5 bushels	286 - 407 lbs
	TERRADISC	9'10" to 13'1"	Rear roller		
	TERRADISC K	13'1"	Central holder		
	FOX D	9'10" and 13'1"	Rear roller		
	LION	9'10" to 13'1"	Rear roller		
TEGOSEM 200 with hydraulic fan drive system	TERRADISC K	16'4" and 19'8"	Rear roller	5 bushels	286 - 407 lbs
	ROTOCARE V	21'7" and 26'3"	Main frame		
TEGOSEM 500 with hydraulic fan drive system	TERRIA	13'1" to 19'8"	Drawbar	14 bushels	628 lbs
	TERRADISC T	13'1" to 19'8"	Drawbar		
	TERRASEM	9'10" and 29'6"	Drawbar		
	ROTOCARE V	21'7" and 26'3"	frame		



# Wide range of applications



The AMICO F hopper in combination with various arable machines offer the possibility to apply fertilizer or microgranules, cover crops or two components, at the same time. With capacities of 50 and 70 bushels and a division of 60:40, a wide range of applications is guaranteed.



## Greatest operational flexibility

To ensure convenient operation, the AMICO F is equipped with ISOBUS as standard. The material is conveyed by the pressurized hopper system and applied using the single-shoot process. One or two metering units can be controlled site-specifically by the intelligent control system.

Furthermore, the hopper can also be used in combination with equipment from other manufacturers thanks to the ISOBUS control system.

## Convenient operation

The metering units are easily accessible from the front, so the metering wheels can be changed quickly, and there is a shut-off plate to make it even easier.

Calibration can be performed conveniently from the ground using a calibration knob. An additional loading platform makes it easier to fill the hopper. A large pressure-tight fitting is provided for emptying residual material.

# AMICO F hopper



## Transport large volumes a long way

In order to be able to achieve long conveying distances and provide maximum reliability, the AMICO F features a pressurized hopper system. This enables consistently high volumes of material to be transported. Various materials of different sizes can be distributed for wide-ranging application flexibility.

## Application examples

- Applying different types of cover crop
- Depositing microgranules with the seed
- Direct application of fertilizer
- Distributing fertilizer to compensate for nutrient depletion
- Banding fertilizer deposits
- Sowing different crops such as grass and clover simultaneously
- Planting companion crops to reduce biotic stress from weeds

## AMICO F hopper combinations:

	For machine type	fan drive system	Hopper location	Volume (bushels)	Weight
AMICO F	TERRIA 4030 TERRIA 5030 TERRIA 6030 TERRIA 4040 TERRIA 5040 TERRIA 6040	Hydraulic fan drive system	Tractors front linkage	50 bushels / 70 bushels	2,105 lbs / 2,105 lbs
AMICO F	TERADISC 8001 T TERRADISC 10001 T	Hydraulic fan drive system	Tractors front linkage	50 bushels / 70 bushels	2,105 lbs / 2,105 lbs
AMICO F	Distribution system for flexible mounting	Hydraulic fan drive system	Tractors front linkage	50 bushels / 70 bushels	2,105 lbs / 2,105 lbs



# The best forage



The production of high-quality basic ration from meadows, pastures and whole crop is the basis of every grassland farm. High-yield livestock need a high quality basic ration. Livestock can be fussy about their feed. The quality of the forage they are given largely determines their yield. Yet producing the best quality forage is no coincidence.



## Mowers – for a first class cut

A mowing process that conserves the grass is the best basis for clean forage. Ultimately, this is about maintaining the correct cutting height of 2 -3". That is how crude ash collection is reduced to a minimum right from the start of the harvest chain. At the same time, sufficient residual assimilation area remains for the grass to grow again more quickly.

Thanks to their unique ground tracking system, optimum weight alleviation of the cutter bar, and excellent cutting quality, our mowers give you the basis for a clean forage harvest and rapid regrowth of the plants.



## Tedders – for the neatest spread pattern

If you harvest during the phase when the buds or panicles are forming, the crop has a dry matter content of around 20 %. In order for the crop to be stored properly, this value can still be raised to a greater or lesser extent by using a tedder. However, the risk of disintegration losses increases as the wilting process progresses.

The small diameter rotors and the sweeping tines on HIT tedders, in combination with matched rotor speeds, reduce the risk of disintegration losses to a minimum and at the same time ensure minimum dirt collection.



# PÖTTINGER grassland machines



## Nothing rakes neater than a TOP rake

At the end of the harvest chain, it is a matter of getting all the forage lying in the field into the swath. Raking and collection losses must be kept to a minimum, while at the same time dirt ingress must be avoided.

Our range of TOP rotary rakes feature a unique ground tracking system that places the forage on the swath without contamination.



## Mergers – because every leaf counts

Alfalfa and clover are among the crops that are considered particularly sensitive to disintegration losses during harvest. Here, the valuable leaves quickly fall off the stem, representing an enormous loss of nutrients.

MERGENTO collects the forage from the ground using the pick-up. Without further contact with the ground, cross conveyor belts transport the forage to the swath. Dirt and stones remain on the ground. Disintegration losses are reduced to a minimum.



## Loader wagons – forage harvesting at its best

The loader wagon is a real all-rounder in the harvest chain. It can perform the tasks of crop collection, chopping and transport, all in one machine. Because it operates completely independently of other machines, the loader wagon can also react quickly to bottlenecks in compacting forage in the clamp. This allows forage to be collected from different fields and mixed at the clamp.

The low labor requirements and flexible applications make the loader wagon an excellent choice for mechanizing your own farm and for contractors.



## Round balers – the perfect flow

If the forage fields are far apart, or if ensiling is to be carried out in stages, or if only small quantities of forage need to be collected, then the harvest chain can be ideally optimized using round balers.

Because the crop is collected neatly and then chopped finely thanks to the unique short-chop knife bank, with the IMPRESS you can provide a perfect basic ration. For feeding livestock, round bales are perfect for mixing different crops and forage qualities.

# First class cut



A precision mowing process is the starting point for high forage quality. Best-possible ground tracking, minimal losses and precision when working without time-consuming operation are what the industry demands. Our mowers meet precisely these requirements and deliver first-class cutting quality, smooth running and strength.



## Clean forage, cut after cut.

The PÖTTINGER cutter bar features an impressively sleek and dynamic design. This guarantees excellent crop flow and the best ground tracking. The streamlined leading edge of the cutter bar allows the soil to flow underneath, separating it cleanly from the crop. Cleaning paddles prevent dirt from accumulating on the mower disc. The rounded disc surfaces improve the conveyor effect across the cutter bar. The clamped mower blades create a tidy mowing pattern.



## Long service life

The spur gear drive runs in a straight line with virtually the same sized gears. On the gears there are always three teeth in contact with each other – this ensures optimum power transmission. Moreover, there is less stress on the individual gears in the event of stone impact. The specially polished surface of the gears submerged in gear oil ensures smooth running. This reduces the noise level considerably.





## NOVACAT ALPHA MOTION MASTER / PRO

ALPHA MOTION trailed front technology is characterized by the sophisticated kinematics of the active support frame. Compared to other mounting systems, not only do the guide arms respond to every undulation of the terrain, but also the support frame itself.

- Side pitch +/- 16°
- Inclination adaptation on MASTER models: -7° / +13°
- Inclination adaptation on PRO models: -9° / +12°



# First class cut



## NOVADISC rear mowers with side pivot mounting

Our NOVADISC rear mowers with side pivot mounting are real lightweights and can be operated with tractors starting at 40 hp. They are designed to operate reliably on steep ground and for mowing embankments. Two suspension springs guarantee the cutter bar applies hardly any pressure to the ground. Weight alleviation is adjustable in three stages without the need for tools. For a compact transport position, the mower is folded through 102°.



## NOVACAT rear mowers with center pivot mounting

Low ground pressure and the best ground tracking – thanks to our NOVACAT rear mowers with center pivot mounting. These mowers can be equipped with swathing discs or a conditioner to meet your individual requirements. Depending on the working width, the NOVACAT rear mowers are available with a vertical or horizontal transport position.



## NOVACAT T trailed mowers

Our NOVACAT T trailed mowers with a working width of 9 and 11 feet are ideal for mowing with small tractors. On the trailed version with chassis, you do not need any lifting power, so you can also use lower power tractors. This helps you save fuel. You are sure to get three-dimensional ground tracking thanks to the freedom of movement enabled by the cutter bar being suspended in the portal frame. This guarantees you the best forage in any terrain.



## NOVADISC rear mowers with side pivot mounting

The NOVADISC mower combinations offer high strength for the lowest weight. NOVADISC mower combinations are the lightest in their class. This allows you to operate them with small tractors starting from 85 hp. This means you save fuel and mow smoothly.



## NOVACAT H 9500, H 11200

With the NOVACAT H mower combinations, PÖTTINGER sets new standards in terms of high output and efficiency. The NOVACAT H 11200 is the largest mounted mower combination available on the market. It gives you a full 36 feet of working width with a power requirement of just 160 hp and the lowest fuel consumption. For the NOVACAT H 9500, tractors starting at 130 hp are all that is needed.



## NOVACAT V 8400, V 9200

The two mower combinations NOVACAT V 8400 and V 9200 are our compact professionals. These mowers are characterized by intelligent technology for the best working quality and straightforward operation packaged in a compact but robust frame. Angled booms allow for an extremely short headstock. This creates a lighter-weight configuration with the center of gravity closer to the tractor.




## NOVACAT V 10000

The NOVACAT V 10000 mower combination is a combination with a special hydraulic cutting width optimization system. This enables flexible width adjustment to differing operating conditions.



# First class cut



## ED tine-type conditioner

The V-shaped tines made of hardened steel on the ED tine conditioner accelerate the crop past a conditioning plate with conditioning bars. During this process, the stalks are beaten, rubbing off the wax layer. The conditioning intensity can be flexibly adapted to the crop by adjusting the distance between the tines and the counter flap.



## RC roller conditioner

The RC roller conditioner is especially suitable for alfalfa and clover because it conserves the forage. Two rollers inter-mesh to uniformly crimp the stalks, break up the waxy layer and produce a uniform blanket of forage. The conditioning intensity can be adjusted by changing the gap and pressure between the two rollers.



## COLLECTOR: Proven swath merging system

With the COLLECTOR you can mow, condition and swath in just one pass. The mown crop can be placed to meet your requirements: as a wide blanket, in a swath, or wide-spread to one side. The cross-conveyor belts can be pivoted hydraulically individually and can be easily removed if required. You have great flexibility in setting belt speeds. Uniform swath placement is possible even on steep ground.



## CROSS FLOW: Swath merging without a conditioner

CROSS FLOW is a cost effective swath merging system using an auger integrated into the mower. CROSS FLOW works without a conditioner and is characterized by its light tare weight. The hydraulic rear panel opening system makes things even easier.





## NOVACAT – front-mounted disc mowers

The NOVACAT F models are the proven mowers with a compact design and low weight. The NOVACAT ALPHA MOTION delivers perfect weight alleviation and optimum ground tracking.

	<b>Working width</b>	<b>Mower discs</b>	<b>Acres per hour</b>	<b>Weight</b>	<b>Weight with ED</b>	<b>Weight with RC</b>
NOVACAT 261 ALPHA MOTION MASTER	8'7"	6	260	1,863 lbs	–	–
NOVACAT 261 ALPHA MOTION PRO	8'7"	6	260	1,907 lbs	2,347 lbs	2,458 lbs
NOVACAT 301 ALPHA MOTION MASTER	9'11"	7	300	1,951 lbs	–	–
NOVACAT 301 ALPHA MOTION PRO	9'11"	7	300	1,995 lbs	2,524 lbs	2,678 lbs
NOVACAT 351 ALPHA MOTION MASTER	11'4"	8	340	2,127 lbs	–	–
NOVACAT 351 ALPHA MOTION PRO	11'4"	8	340	2,171 lbs	2,788 lbs	2,899 lbs

SF = swath former, ED = EXTRA DRY conditioner, RC = ROLLER CONDITIONER, CF = CROSS FLOW swath merging without a conditioner, CL = COLLECTOR swath merging with a conditioner

# First class cut



## NOVADISC & NOVACAT – rear-mounted disc mowers

Our smooth-running NOVADISC mowers with side pivot mounting stand for high output and a clean cut at the lowest power requirement. With our NOVACAT center pivot-mounted rear mowers, you experience excellent ground tracking and weight alleviation.

	Working width	Mower discs	Acres per hour	Weight	Weight with ED	Weight with RC
Rear disc mowers with side pivot mounting, without conditioner						
NOVADISC 222	7'2"	5	220	1,400 lbs	–	–
NOVADISC 262	8'7"	6	260	1,488 lbs	–	–
NOVADISC 302	9'11"	7	300	1,576 lbs	–	–
NOVADISC 352	11'4"	8	340	1,675 lbs	–	–
Rear disc mowers with center pivot mounting						
NOVACAT 302	9'11"	7	300	2,050 lbs	2,777 lbs	2,932 lbs
NOVACAT 302 CF	9'11"	7	300	3,086 lbs	–	–
NOVACAT 352 V	11'4"	8	340	2,271 lbs	–	–
NOVACAT 352	11'4"	8	340	2,160 lbs	2,954 lbs	3,064 lbs
NOVACAT 352 CF	11'4"	8	340	3,218 lbs	–	–
NOVACAT 402	12'8"	9	400	2,292 lbs	3,064 lbs	–
NOVACAT 442	14'1"	10	450	2,381 lbs	–	–



## NOVADISC & NOVACAT – mower combinations

The PÖTTINGER mower combinations are both productive and cost effective. Depending on the model, these mowers can be used as front/rear-mounted combinations or in a reverse drive butterfly configuration. Thanks to the swath merging COLLECTOR and CROSS FLOW, our mower combinations are even more versatile.

	Working width	Mower discs	Acres per hour	Weight	Weight with ED	Weight with RC
NOVADISC 812	26'6"	2 x 7	9	3,163 lbs	–	–
NOVADISC 902	29'3"	2 x 8	11	3,439 lbs	–	–
NOVACAT V 8400	26'7" / 27'5"	2 x 7	10	4,166 lbs	5,335 lbs	5,335 lbs
NOVACAT V 9200	29'4" / 30'2"	2 x 8	12	4,387 lbs	5,776 lbs	5,776 lbs
NOVACAT V 9200 CF <b>NEW</b>	29'4" / 30'2"	2 x 8	12	6,393 lbs	–	–
NOVACAT V 10000	29'1" - 32'10"	2 x 8	12	5,180 lbs	6,791 lbs	6,965 lbs
NOVACAT V 10000 CF	29'1" - 32'10"	2 x 8	12	7,297 lbs	–	–
NOVACAT V 10000 CL	29'1" - 32'10"	2 x 8	12	–	8,333 lbs	8,575 lbs
NOVACAT H 9500 <b>NEW</b>	29'7" / 31'	2 x 8	11	3,968 lbs	–	–
NOVACAT H 11200 <b>NEW</b>	35'2" / 36'6"	2 x 10	13	4,498 lbs	–	–



## NOVACAT T – trailed mowers

Trailed NOVACAT T mowers are ideal for cutting heavy crops. We achieve perfect three-dimensional ground tracking thanks to the fully-floating mower unit with optimized spring positions. The NOVACAT T models are available with COLLECTOR swath merging.

	Working width	Mower discs	Acres per hour	Weight	Weight with ED	Weight with RC
NOVACAT 307 T	9'11"	7	360	–	4,389 lbs	4,521 lbs
NOVACAT 3007 T	9'11"	7	360	–	4,697 lbs	4,823 lbs
NOVACAT 3507 T	11'4"	8	420	–	4,865 lbs	5,043 lbs
NOVACAT 307 T COLLECTOR	9'11"	7	360	–	5,577 lbs	5,610 lbs
NOVACAT 3007 T COLLECTOR	9'11"	7	360	–	5,942 lbs	5,964 lbs
NOVACAT 3507 T COLLECTOR	11'4"	8	420	–	6,228 lbs	6,365 lbs



"Kent Smith here, a proud beef cattle farmer thriving with PÖTTINGER mowers for 7 remarkable years. My mower combinations NOVACAT 301 ALPHA MOTION, NOVACAT 352 ED, and NOVACAT 352 CF models conquered countless acres with zero breakdowns. I found PÖTTINGER online, loved their design, and bought two mowers despite the distant dealer. No regrets! Superb materials, astonishing engineering, and flawless performance define these mowers. Easy configuration, reliable operation, and time saved in the field. Unmatched build quality and outstanding support set PÖTTINGER apart. My farming business flourishes thanks to their reliability. Highly recommend them! Excited to try PÖTTINGER rake and animal sensing device. Thank you for top-notch machines!"

Kent Smith  
 Beef cattle farmer  
 Mountain View, MO, USA



# The neatest spread pattern



Our proven rotary tedders deliver perfect ground tracking. Both the mounted and trailed tedders feature jockey wheels located close to the tine arc to react to any bumps. In addition, all frame joints follow every contour independently of one another. The tines do not touch the ground. Tedding crops carefully without contamination entering the forage is the result.



## Four times cleaner with DYNATECH

The DYNATECH rotor unit is the heart of every PÖTTINGER HIT tedder. The engineered geometry of the tine carriers, a small rotor diameter and the offset length of the tine legs make DYNATECH unbeatable in delivering tedding work that is four times cleaner:

- Cleanly collected crop – nothing is left untouched
- Clean forage – minimum crude ash ingress
- Neat spread pattern – uniform distribution of the forage
- Clean machine – rotors remain free of forage

## Different length tines

Different length tines deliver clean and tidy raking work. These have the decisive advantage that both legs are at the same distance from the ground.

- As a result, the tine unit picks up the forage cleanly and evenly from the ground.
- The inner tine leg does not scrape the ground and therefore does not contaminate the crop.
- The outer tine leg picks up the forage earlier and stays at ground level longer, improving the overlap of two adjacent rotors.

# Rotary tedders



## Perfect ground tracking

On our mounted tedders, the proven jockey wheel system ensures the forage stays clean and the sward is conserved. The optional jockey wheel on the pivoting headstock tracks the ground immediately in front of the tine path and responds to each undulation. The tines do not touch the ground.

On our high-output trailed tedders, the large wheels on the chassis are on the same axis as the tines' arc of forage contact. They support the machine in the working position and have the same function as the rotor jockey wheels during tedding work.



## HYDROLIFT for linkage-mounted tedders

With the optional HYDROLIFT system, the outer pairs of rotors are actively raised into an interlock position by briefly actuating the spool valve. This system achieves an impressive ground clearance height.



## Reliable and durable

Our HIT tedders work with precision and at the same time are very smooth running. This is thanks due to backlash free drive joints. The maintenance free PTO shafts and constant velocity joints ensure that the tines are precisely spaced to pick up and spread the forage perfectly uniformly. Wear remains low. The joints can be rotated in every position, eliminating the possibility of operator error.



## LIFTMATIC PLUS for trailed tedders

On our high output HIT HT tedders, the rotors move into the horizontal position first before being raised. The tines do not touch the ground during lifting or during lowering. In addition, the high headland position prevents the tines from scraping the ground. The forage remains clean and the sward is protected.



# The neatest spread pattern



## HIT – mounted tedder

The highest requirements of small to medium-sized farms are met in full by our HIT mounted tedders. Designed for all forage types, these machines provide you with optimum distribution quality and perfect crop take-up.

	<b>Working width DIN</b>	<b>Transport width</b>	<b>Rotor</b>	<b>Arms per rotor</b>	<b>Weight</b>
<b>Four rotor tedder</b>					
HIT 4.54	17'	9'4"	4	6	1,212 lbs
<b>Six rotor tedder</b>					
HIT 6.61	18'10"	8'4"	6	5	1,730 lbs
HIT 6.80	24'5"	9'10"	6	6	2,072 lbs
<b>Eight rotor tedders</b>					
HIT 8.91	28'2"	9'10"	8	6	2,755 lbs



# Rotary tedders



## HIT T – trailed tedders

The trailed tedders with four, six and eight rotors appeal to farmers who want to achieve high outputs with small tractors. Thanks to the trailed design, no load is exerted on the tractor hitch.

	Working width DIN	Transport width	Rotor	Arms per rotor	Weight
HIT 4.54 T	17'	9'4"	4	6	1,410 lbs
HIT 6.80 T	8'4"	9'10"	6	6	2,292 lbs
HIT 8.91 T	8'4"	9'10"	8	6	3,328 lbs



## HIT HT – high output tedders

Especially on large silage farms that use mowers without conditioners, or on hay farms where the wilting period plays a major role within the often short fair weather windows, maximum output is required during tedding. With these trailed HIT HT tedders, we at PÖTTINGER combine high output with intelligent technology.

	Working width DIN	Transport width	Rotor	Arms per rotor	Weight
HIT HT 8680	28'2"	9'6"	8	6	3,858 lbs
HIT HT 11100	8'4"	9'6"	10	6	4,618 lbs
HIT HT 13120	8'4"	9'6"	12	6	5,235 lbs
HIT HT 17160	8'4"	9'6"	16	6	8,487 lbs



“As a supplier of high-quality hay to horse stables, forage quality is of great importance to us. Because the material needs to be as dust-free as possible, the ground tracking of the machinery has to be excellent. Following very positive experience with the jockey wheel system on the TOP 762 C center-swath rake, we also chose PÖTTINGER for the tedder. The ground tracking is awesome thanks to the jockey wheel out in front and the rotors being mounted on individual frame sections. We also use another tedder, but the difference between that and the neat spread pattern of the HIT is immediately recognizable.”

Sven Erlemeyer  
Farmer  
Ennepetal | Germany

# Nothing rakes neater



Precise raking and minimal forage contamination - that is what TOP rakes made by PÖTTINGER stand for. Perfect ground tracking thanks to the unique jockey wheel system provides the basis, Large-dimensioned and robust TOPTECH PLUS rotor technology also ensures a long service life and ease of maintenance.



## Cleanly collected crop

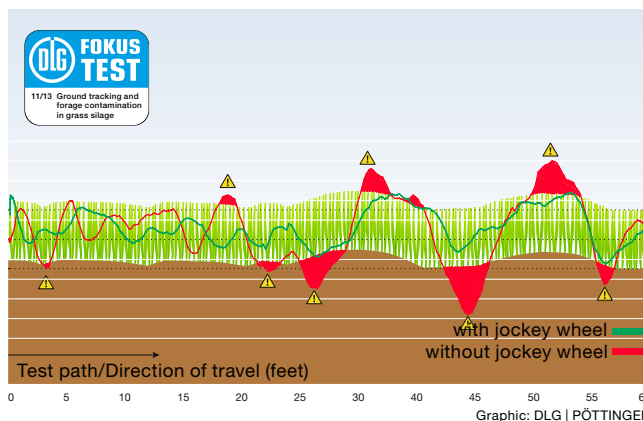
PÖTTINGER tines are angled forward in a dynamic position. That is how they actively lift the forage away from the ground - like a pitchfork. Tine engagement is on a vertical axis with the tine carrier. The special feature of the PÖTTINGER tines is that the tine leg is only at a slight angle. Due to the lower leverage, they do not lift off even with large forage masses and pick up the forage thoroughly - nothing remains lying.



## TOPTECH PLUS – reliable and durable

The large cam track on our TOP rakes features a diameter of 13" or 16" and a gentle rise. This means a gentle deflection of the tine control levers. Wear is greatly reduced as a result. You can be sure a long service life is achieved. The position of the cam track is infinitely variable adjustable. This means that you can define the exact tine withdrawal point and adapt it to your harvesting conditions.





## DLG confirms forage conservation with PÖTTINGER's jockey wheel

The jockey wheel tracks the ground immediately in front of the tines and responds to each undulation. In addition, the size of the rotor's support triangle is greatly increased. This makes the rotors run more smoothly and suppresses vibrations.

The DLG Focus Test "Ground tracking and forage contamination in grass silage" confirms: The PÖTTINGER jockey wheel delivers ideal ground tracking and clean forage. By comparison, the tines on the rotor without the jockey wheel had five times more ground contact over a test distance of 196 feet. At the same time, the tines on the rotor without a jockey wheel skipped over the raking elevation three times more often and caused raking losses. During the test, dirt collection was reduced by up to two thirds when raking with the jockey wheel system. For the given conditions, this meant a total of 0.4 oz less crude ash per pound of dry matter.



## Tandem axles

Many TOP rakes are equipped with tandem axles as standard. They are available as an option on all the others and can be retrofitted quickly and easily. They halve the effect of any bumps in the ground. This ensures smooth running even at high speeds.

## FLOWTAST

FLOWTAST is a glide bar that replaces the chassis to ensure the best reliability in challenging ground conditions. With FLOWTAST, your rake glides over even the bumpiest ground. Thanks to the large surface area of contact with the ground, deep wheel marks, holes or furrows no longer present a problem. In addition, this system has a larger load-bearing capacity compared to the chassis with wheels. This brings considerable advantages, especially on soft and damp ground. FLOWTAST is available as an option for the TOP 882 C.



# Nothing rakes neater



## TOP – single rotor rake

Our maneuverable single rotor machines are the ideal choice for smaller fields with a lot of corners. But they always deliver excellent working results, even on steep inclines.

For big output with small tractors, the TOP 422 A and 462 A rakes are also available as trailed versions.

	Working width	Transport width	Tine arms	Tine pairs per arm	Weight
TOP 342	11'2"	6'4"	10	4	1,044 lbs
TOP 382	12'5"	6'4"	11	4	1,091 lbs
TOP 422	13'9"	7'6"	12	4	1,609 lbs
TOP 462	15'1"	7'6"	12	4	1,686 lbs
TOP 422 A	13'9"	6'11"	12	4	1,807 lbs
TOP 462 A	15'1"	8'1"	12	4	1,895 lbs



## TOP – twin rotor rake with side swath placement

TOP side rakes are your reliable partners in forage harvesting. Depending on the harvesting strategy, the swaths can either be placed separately, or two swaths can be placed together to double the forage volume. Depending on the model, a dual swath function is also available.

We offer even more flexibility with our conveyor rakes - TOP 632 A, 692 A and TOP 782 A.

	Working width	Transport width	Tine arms	Dual tines per arm	Swath formation	Weight
TOP VT 6820 S <b>NEW</b>	22'3" - 24'11"	9'6"	2 x 13	4	right	5,291 lbs
TOP VT 7620 S <b>NEW</b>	24'11" - 28'2"	9'6"	2 x 13	4	right	5,952 lbs
TOP 632 A	11'2" - 20'7"	6'2"	2 x 12	4	left	3,748 lbs
TOP 692 A	12'1" - 22'7"	6'11"	2 x 12	4	left	3,858 lbs
TOP 782 A	13'5" - 25'7"	12'2"	2 x 12	4	left	4,188 lbs



## TOP C – twin rotor rake with center swath placement

TOP center-swath rakes guarantee you get uniform swaths in all conditions. Their design makes them easy to operate. Thanks to the working width adjustment, on many models the swath width can be easily matched to the next harvesting machine.

	Working width	Transport width	Tine arms	Tine pairs per arm	Weight
TOP 612 C	19'4"	8'4"	2 x 11	4	3,240 lbs
TOP 702 C	20'6" - 22'8"	8'4" / 9'6"	2 x 11	4	3,703 lbs
TOP 762 C	22'2" - 24'7"	8'4" / 9'6"	2 x 13	4	4,277 lbs
TOP 882 C	25'3" - 28'10"	9'6"	2 x 13	4	5,776 lbs
TOP 962 C	29'2" - 31'6"	9'8"	2 x 15	4	6,899 lbs



## TOP C – four rotor rake

The four-rotor rakes give you maximum output thanks to their large raking widths and the many well thought-out details. The enormous range of working width ensures maximum flexibility during operation. Clean and tidy work across the full working width is also guaranteed by the optional jockey wheel system.

	Working width	Transport width	Tine arms	Tine pairs per arm	Weight
TOP VT 12540 C <b>NEW</b>	32'9" - 41"	9'10"	12 / 13	4	11,464 lbs
TOP 1252 C	26'3" - 41'	9'10"	4 x 13	4	13,919 lbs
TOP 1403 C	29'6" - 45'11"	9'10"	4 x 13	4	14,218 lbs



"I run an organic farm with 296 acres. I also have a sheep farm and a contracting business. That is where I use the TOP 1252 C. What is particularly important for me is the flexible working width, which I can adjust depending on the volume of forage so that the follow-up harvest machines are optimally utilized. A clean and tidy swath and a good raking quality are essential for high output and clean harvesting, which this rake delivers in full. Because forage quality is what matters most to my customers, I have equipped my rake with the jockey wheel system."

Dominik Anzengruber  
Farmer and contractor  
Geiersberg | Austria

# Every leaf counts



MERGENTO collects the forage from the ground using the pick-up. Without further contact with the ground, cross conveyor belts transport the forage to the swath. Dirt and stones remain on the ground. Disintegration losses are reduced to a minimum.



## Controlled pick-up

The six-row controlled PÖTTINGER pick-up ensures maximum crop intake performance with minimum forage contamination. The crop is gently collected from the ground by the successive pick-up tines and accelerated towards the cross conveyor belt. The tines on the pick-up are angled forward in a dynamic position. This guarantees reliable and loss-free crop take-up, even with short forage. The cam track makes the tines retract just before the belt to ensure the best forage flow in all operating conditions.

## Crop press roller

The crop press roller unit consisting of intake roller and baffle curtain ensures the continuous flow of crop from the pick-up to cross conveyor belt. The baffle curtain presses the forage into the pick-up. A channel is created that accelerates the forage towards the cross-conveyor belt. The crop achieves sufficient momentum to be spread evenly over the entire depth of the belt, even when driving downhill. This unit guarantees perfect operation when raking permanent grassland and short-cut forage.





## Cross-conveyor belt

The cross conveyor belt is positioned much lower than the pick-up transfer point. The forage then falls freely onto the conveyor belt. The following forage pushes the material on the belt to make use of its full width. This guarantees perfectly shaped swaths and reliable operation both downhill and with short forage material. Lugs across the belt ensure that the crop continues to be transported in the direction of the swath, even when driving along contours and merging bulky crops such as hay.

## Loose swath placement without dragging

On the MERGENTO, the cross-conveyor belts take over the major part of transporting the crop. The forage only comes into contact with the tines of the pick-up for a short time. This has a huge advantage compared to rotary or comb rakes, because the crop goes through several movements without being dragged across the ground. The result is a loose, airy swath. This means that the forage can be raked into a swath in good time and yet it can still dry in the wind.



## MERGENTO VT – trailed merger with variable swath placement

The MERGENTO VT 9220 delivers maximum flexibility. You can flexibly adjust swath placement depending on the shape of the field, the volume of forage and the follow-up harvest machines: Center swath placement, side swath on the left or right, two single swaths, convey from inside to outside, transport forage a short distance.

	<b>Working width center swath</b>	<b>Pick-up width side swath DIN</b>	<b>Swath width center swath</b>	<b>Power requirement</b>	<b>Weight</b>
MERGENTO VT 9220	26'3" - 30'2"	24'3"	2'7" - 6'6"	90 hp	10,471 Lbs

# World leader in loader wagons



It's harvest time and the highest quality of forage must be brought in. High quality forage in the basic ration saves having to use expensive concentrates and delivers a higher yield. It is good to know that you are saving in several places at once. That is because the loader wagon is the undisputed forage harvesting process with the lowest costs.



## Efficiency and high output

The controlled pick-up guarantees the maximum transfer rate. The transfer zone from the pick-up tines to the rotor has been optimized and adapted to high throughput. With six or seven rows of tines, the floating pick-up delivers impressive performance, even at high driving speeds and in difficult harvest conditions, for reliable high speed intake.

The loading rotors are robust, powerful and individually adapted to each loader wagon series. They ensure reliable crop collection, perfect transfer from the pick-up and ensure high throughput during chopping and compaction. The best possible compression is achieved on all models using optimized tine geometry in combination with the large scraper surfaces inside the loading chamber.



# Loader wagons with loading rotors



## Top forage quality

High yield dairy cattle need a high quality basic ration with the optimum structure. This is readily consumed by the animals in sufficient quantities. That is the best way to prepare the rumen to process the forage as productively as possible.

This newly-developed additional tracking roller is located behind the middle of the pick-up. Being located in the center prevents it from sinking into tractor wheel marks and as a result guarantees perfect ground tracking and clean forage.



## The highest silage quality

To achieve good fermentation in the silo, the forage must be chopped precisely and cleanly. Thanks to the short-chop knife bank, the flow of forage is cut precisely and uniformly. The forage is perfectly structured for ruminants. An optimum distance between the knives and tines ensures smooth operation and protects the knives from foreign objects.

A precise and consistent chop is the basis for the best silage quality. The AUTOCUT knife sharpening system delivers consistent chopping quality throughout the whole working day. It conveniently sharpens the knives directly on the loader wagon, which significantly reduces fuel consumption and the time needed for maintenance.



# World leader in loader wagons



## FARO / FARO COMBILINE

With the FARO series, we meet your demand for high performance rotor technology for medium sized tractors. The rotor with dual tines is especially suitable for handling hay.

	<b>DIN volume</b>	<b>Knives</b>	<b>Chop length</b>	<b>Power requirements</b>
FARO 4510 L / D	98'5" / 95'1" <sup>3</sup>	31	1"	66 – 110 kW / 90 – 150 hp
FARO 5010 L / D	108'3" / 104'11" <sup>3</sup>	31	1"	66 – 110 kW / 90 – 150 hp

L = without beaters, D = with beaters

# Loader wagons with loading rotors



## JUMBO – multipurpose loader wagon

The JUMBO is the high-performance silage wagon in the PÖTTINGER harvesting chain. This series unites the key features of forage harvesting and transport in a single unit.

The short chop knife bank ensures you get the best quality forage and outstanding reliability. What's more, the JUMBO offers maximum cost effectiveness and efficiency, as well the highest level of convenience and lowest maintenance requirement.

	<b>DIN volume</b>	<b>DIN volume with raised loading chamber for 26.5" tires</b>	<b>Knives</b>	<b>Chop length</b>	<b>Power requirements</b>
JUMBO 7450 DB	147'7" <sup>3</sup>	155'2" <sup>3</sup>	48	1"	147 – 368 kW / 200 – 500 hp
JUMBO 7470	154'2" <sup>3</sup>	161'9" <sup>3</sup>	48	1" (34 mm)	147 – 368 kW / 200 – 500 hp
JUMBO 7520 DB	170'7" <sup>3</sup>	179'1" <sup>3</sup>	48	1"	147 – 368 kW / 200 – 500 hp
JUMBO 7540	177'2" <sup>3</sup>	185'8" <sup>3</sup>	48	1"	147 – 368 kW / 200 – 500 hp
JUMBO 8450 DB	147'7" <sup>3</sup>	155'2" <sup>3</sup>	65	1"	169 – 368 kW / 230 – 500 hp
JUMBO 8470	154'2" <sup>3</sup>	161'9" <sup>3</sup>	65	1"	169 – 368 kW / 230 – 500 hp
JUMBO 8520 DB	170'7" <sup>3</sup>	179'1" <sup>3</sup>	65	1"	169 – 368 kW / 230 – 500 hp
JUMBO 8540	177'2" <sup>3</sup>	185'8" <sup>3</sup>	65	1"	169 – 368 kW / 230 – 500 hp



### “We only need one tractor for compaction”

“The higher number of knives ensures that the grass is chopped shorter. Silage making is a lot easier as a result because the grass can be compacted more easily. We used to use two tractors, and now we only need one tractor for compaction.

Although the JUMBO 8000 is equipped with more knives, it turned out that no additional tractor power is needed with the new drive system.

We still use the same tractor and it has no problems powering the loader wagon.

So for us, the loader wagon has only advantages.”

Martin Fisker  
Farmer  
Mørke | Denmark

DB = discharge beaters

# For all operating conditions



Agriculture needs reliability. Regardless of whether the sun is shining or it is raining, or whether you are baling straw, hay or silage; reliability in all operating conditions is a key feature of the PÖTTINGER IMPRESS.




## Reliability

Reliability starts with collecting the crop. The floating pick-up on the IMPRESS is suspended from the center. Steel cam tracks at each end of the pick-up control the tine carriers. This enables the pick-up to run at a lower speed. Together with the gently swept back tines, the system reacts less aggressively on contact with the ground so that less material is ejected forwards. As a result, the pick-up always collects all the crop cleanly and tidily. Regardless of whether working with wet, short, heavy forage or when driving downhill.

## The perfect flow

The completely new crop flow path on the IMPRESS delivers increased throughput at a lower power requirement while conserving the crop even better than before. Without deflections, the forage is fed from the pick-up to the rotor and into the baling chamber. The rotor rotates upwards to efficiently convey the forage through a bank of up to 32 knives. It then passes tangentially into the baling chamber to smoothly join the circumference of the bale. The dynamics of the forage flow together and the four starter rollers ensure reliable bale rotation in all conditions.






## Maximum versatility

There are many equipment options available to increase the versatility of the IMPRESS. For example, the variable chamber presses are equipped as standard with a 3-zone soft core setting system. The zones and bale size can be infinitely adjusted using the control terminal. The baling pressure can be adjusted from the tractor cab on all models. Thanks to its short chop knife bank and perfect flow system, the PÖTTINGER IMPRESS is proficient at all baling tasks.

## Short chop to loader wagon standards

The chopping system can be equipped with up to 21 knives. Group switching is provided as standard so it is possible to react quickly to different requirements. All the knives are individually protected against overload. The TWINBLADE reversible knives have two cutting edges. They can be turned around instead of replaced. They can be turned around instead of replaced.



## Convenience

A high level of operating convenience reduces the strain on the driver. This means that you are able to work longer and still enjoy doing a satisfying job. A wide range of PÖTTINGER IMPRESS equipment options contributes to this. The PRO models come up trumps with automatic functions, so that the driver simply keeps going until the stop signal is displayed. The baler does the rest. For longer working days in the field, the optional LED lighting helps with operation and maintenance. The moisture meter indicates whether the dry material is suitable for storage.

## EASY MOVE knife bank system

The pull-out knife bank on the PÖTTINGER IMPRESS is unique. This feature was previously only available on loader wagons. You are therefore outside the danger zone of the tailgate when changing the knives and can work ergonomically while standing upright. There are no jammed knives or dummy knives on the IMPRESS. Because the chopping system is suspended from the top of the rotor, it is naturally kept clean thanks to gravity.

## For all operating conditions



### Top forage quality

The controlled, floating pick-up is a guarantee that nothing is left behind and that the ground is not touched. Short chopped lengths allow the crop to be compacted better. Nobody chops shorter than the 1.5" on the IMPRESS, which chops short over the entire width of the bale. Optimum, uniform compaction is the result. This forms the basis for a rapid pH value reduction in silage preparation. In addition, the short chop ensures a better forage structure and makes it easier to break up the bales.



### Binding film all round

Film & film binding increases the quality of your forage even further. The binding film is pre-tensioned higher than net. This prevents the bale from expanding after leaving the baling chamber. Because the film is also tensioned over the bale edges, it prevents a shoulder forming that would otherwise trap pockets of air. PÖTTINGER is one of the first manufacturers to offer film & film binding on all models of baler. No matter whether it is a fixed or variable chamber baler (F/V), solo or wrapper combination (FC/VC).



## Fixed chamber round balers

The fixed chamber on the F models has 18 chain-driven rollers to form uniform, high-stability bales. The front seven rollers make sure the bale rotates in every situation, even with straw. The material to be baled is compressed until the pressure on the tailgate sensor reaches the pressure set on the terminal. Binding takes place automatically or at the touch of a button, depending on the setting.



## Balers with a variable baling chamber

The variable chamber models have three endless belts with a hydraulically-adjustable pressure-controlled belt tensioner. The three endless belts in conjunction with the four starter rollers make sure the bale rotates in every situation. Bale diameter and density can be set from the driver's seat. Short chop with 32 knives for all operating conditions. A variable chamber baler for the whole year.



## Baler & wrapper combinations

The IMPRESS baler/wrapper combinations are equipped with a high performance wrapper unit. Only by wrapping the silage bales immediately can the best forage quality be achieved. Like the balers, the wrapper unit is also very flexible in use. It can handle bales between 3'7" and 4'11". Hay or straw bales can be loaded continuously up to 6' or deposited in pairs. The bales are transferred reliably from the baler to the wrapper even on slopes. The tandem chassis tracks extremely accurately while conserving the soil.



# For all operating conditions



## IMPRESS F

The fixed chamber balers have 18 chain-driven compression rollers to form uniform, highly stable bales.

	System	Bale diameter	Knives / spacing	Power requirement
IMPRESS 3130 F MASTER	Knives / spacing	4'3" - 4'5"	16 / 72 mm	59 kW / 80 hp
IMPRESS 3130 F PRO	Fixed chamber	4'3" - 4'5"	32 / 36 mm	74 kW / 100 hp



## IMPRESS V

The variable chamber balers have three endless belts with a hydraulically-adjustable pressure-controlled belt tensioner. The three endless belts make sure the bale rotates in every situation, even with short chopped crop material.


	System	Bale diameter	Knives / spacing	Power requirement
IMPRESS 3160 V	3 endless belts	2'7" - 5'1"	–	59 kW / 80 hp
IMPRESS 3160 V MASTER	3 endless belts	2'7" - 5'1"	16 / 72 mm	59 kW / 80 hp
IMPRESS 3160 V PRO	3 endless belts	2'7" - 5'1"	32 / 36 mm	74 kW / 100 hp
IMPRESS 3190 V	3 endless belts	2'11" - 6'	–	59 kW / 80 hp
IMPRESS 3190 V MASTER	3 endless belts	2'11" - 6'	16 / 72 mm	59 kW / 80 hp
IMPRESS 3190 V PRO	3 endless belts	2'11" - 6'	32 / 36 mm	74 kW / 100 hp



## IMPRESS PRO baler & wrapper combinations

Direct wrapping, continuous loading or double bale placement. New, high performance, matched to the output of the baler. The height of the film pre-stretch unit is adjustable on the wrapper for bale diameters between 3'7" and 4'11".


	System	Double wrapper arm	Hydraulic performance	Power requirement
IMPRESS 3130 FC PRO	Fixed chamber	36 rpm	15 gal/ 2610 psi	96 kW / 130 hp
IMPRESS 3160 VC PRO	3 endless belts	36 rpm	15 gal/ 2610 psi	96 kW / 130 hp
IMPRESS 3190 VC PRO	3 endless belts	36 rpm	15 gal/ 2610 psi	96 kW / 150 hp



## IMPRESS

The PÖTTINGER IMPRESS models without a chopping system are available with a variable baling chamber.


- Feed rotor
- No chopping system
- PTO speed: 540 rpm, optional 1.000 rpm
- Pick-up width: 6'8", optional 7'6"
- Terminal: SELECT CONTROL
- Standard tires: 380/55-17



## IMPRESS MASTER

The PÖTTINGER IMPRESS MASTER models are available with a fixed or variable baling chamber.

- Chopping rotor
- Chopping system with 16 knives
- PTO speed: 540 rpm, optional 1.000 rpm
- Pick-up width: 6'8", optional 7'6"
- Terminal: SELECT CONTROL
- Standard tires: 380/55-17



## IMPRESS PRO

On IMPRESS PRO models the standard pick-up width is 7'6".

- Short chop rotor
- Chopping system with 32 knives
- PTO speed: 1,000 rpm
- Pick-up width: 7'6"
- Terminal optional: POWER CONTROL, EXPERT 75, CCI 1200
- Standard tires: 500/50-17 (FC/VC: 520/50 R 22.5)

# Optimization of the silage harvest chain



## HARVEST ASSIST

Achieve higher harvesting performance by using the free HARVEST ASSIST app. The app optimizes the sequences between the mowers, tedders, rakes, mergers, loader wagons, round balers, and other individually configurable machines. This avoids delivery peaks at the clamp. The result is a mass flow-dependent field processing sequence for dynamic harvesting. The compaction vehicle at the clamp can then neatly distribute and compact each load of crop delivered one by one to produce the best forage.

### Clear and intuitive

The status of each field is color coded to indicate whether it is currently being processed, ready for the next process or whether harvesting has already been completed. This way, everyone in the team can see what is happening in which field right now.

## For intuitive operation

The app can be opened on your smartphone, so no additional hardware is required. You will quickly find your way around, because the app is designed so intuitively. For easy documentation, each load is counted based on GPS data to determine the yield.

### Simple and fast capture of the fields

Adding a field is intuitive and allows fields to be created and processed. Site-specific field conditions can be defined to assist the drivers, for example if the field is especially steep or wet. In addition, yield and dry matter are determined for documentation of the silage mass.



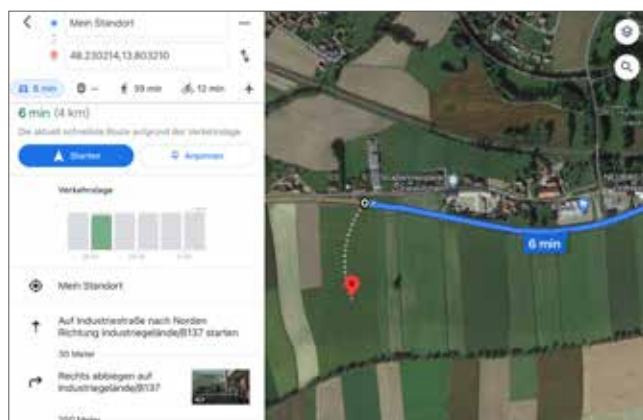


## Working cost-effectively

The locations of the harvest machines are displayed in real time. This makes it easier to coordinate and display operations. Empty runs and unnecessary journeys are avoided. Because there is an integrated route planner, it is easy to navigate between the field and the clamp. People who are not familiar with the farm can immediately spot the fields that are displayed and easily find their way to their next field.

## Dynamic route guidance

The machines are deployed dynamically to the fields according to the set strategy. Multiple harvesting machines can be deployed manually or automatically. This creates an automatic harvesting schedule that can be worked through field by field. As a result, there is a constant flow of material to the clamp so it can be optimally compacted.



## Navigating to the clamp

In addition to providing navigation to the field, the navigation function also shows the route back to the clamp. This new function can be used to add clamps and navigate to them directly.

## Navigation to the field

Using the navigation function, the direct route to the field entrance is displayed in seconds. The entrance to each field can be clearly defined. This ensures the field is accessed efficiently.



This QR code takes you directly to the app.

## Optimization of the silage harvest chain





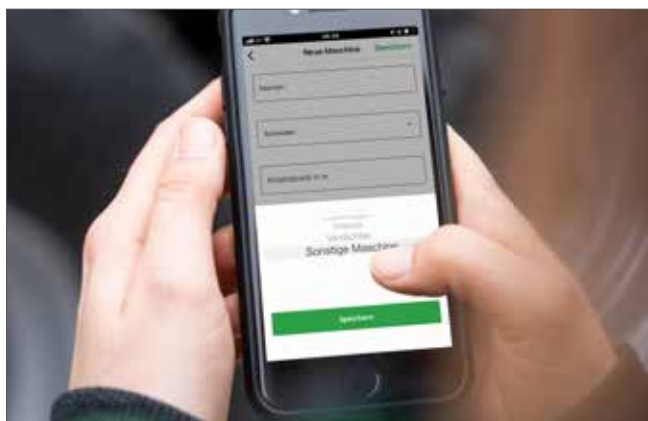
## Round bale detection

The number of harvested and deposited bales can be displayed in each field. This means that the driver knows which fields they still need to go to and how many bales are still in each field. The number of bales also provides an indication of the harvesting performance. This enables you to keep track of your grass and whole crop harvest at any time.



## Live location

The location of each team member is displayed in real time. An overview of all group members is therefore provided. Communication becomes easier as a result.



## Other machines

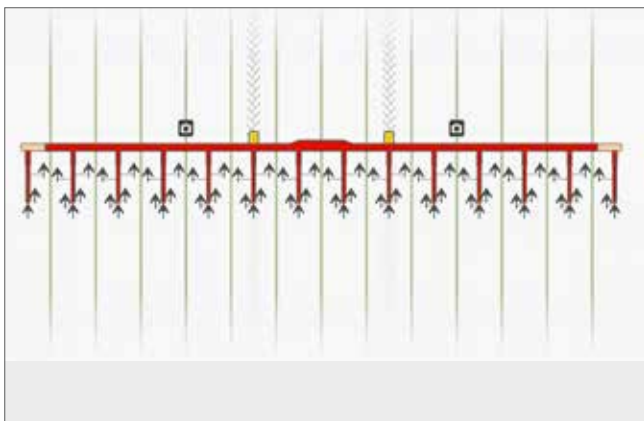
Now you can add bale handling machines and transport trailers using the new "other machines" category. This gives everybody involved in the harvest an even better overview of where each machine is deployed. The HARVEST ASSIST app facilitates navigation and planning, and you get a clear overview of every machine in the fleet, regardless of make.



# Software

## ROW CROP ASSIST makes row widths easy

The PÖTTINGER FLEXCARE row crop cultivator offers flexible adjustment options. Weeding tools and row widths can be easily changed in a few simple steps. In addition to optimum depth control and choosing the right weeding tool, the row width adjustment and adaptation to the tractor are essential for successful hoeing. With ROW CROP ASSIST, PÖTTINGER lets you optimally adapt your FLEXCARE to different row widths and your tractor.



### Working close to the crop

Regardless of whether corn, sugar beet or soybeans, it is important to work as close to the plant as possible to get optimum working results. On the FLEXCARE row crop cultivator, both the row widths and the number of weeding tools are variable.

### Adapts flexibly to your tractor

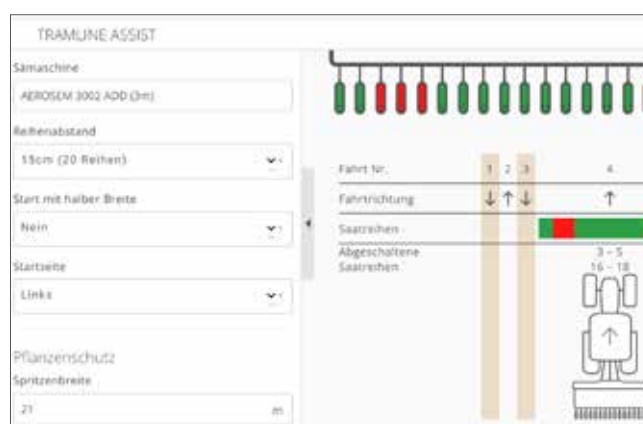
You can enter the tractor's track width and tire width in ROW CROP ASSIST to match your machine. Based on specified row width and number of rows, ROW CROP ASSIST shows you the best configuration for your FLEXCARE. In addition to the optimum machine width, the correct number and setting of the tools (symmetrical, asymmetrical) are also displayed. The offset is calculated automatically.



This QR code takes you directly to the app.

## TRAMLINER ASSIST for a perfect match

To set up an optimal tramline system, you need to coordinate your machinery. TRAMLINER ASSIST helps you to do this. When choosing your seed drill, parameters such as the working width of your crop care machines, as well as tractor track width and tire widths are critical for optimizing tramlining. TRAMLINER ASSIST determines the tramline rhythm for you, the position of the tramlines, and the number of rows that need to be switched off.



### Selecting machine parameters

You can select your required or existing parameters in the seed drill menu.

- Seed drill: Choose from all current mechanical and pneumatic seed drills available
- Row spacing along with number of rows
- Choose between the first row of plants with half working width, or start with full working width
- Choose which side of the crop sprayer starts first, left or right

The tramline rhythm is displayed according to your settings and the coulters that need to be switched off for the tramline.

### Select tramlines

Here you select the parameters for your crop protection machinery.

For example these include the working width of the sprayer and fertilizer spreader, along with the track and tire width of the crop care tractor. You can also define a safety distance of 0 to 2" between the tire and the closest seed rows.

This ensures that the machine is factory-configured with the right track width and tires.

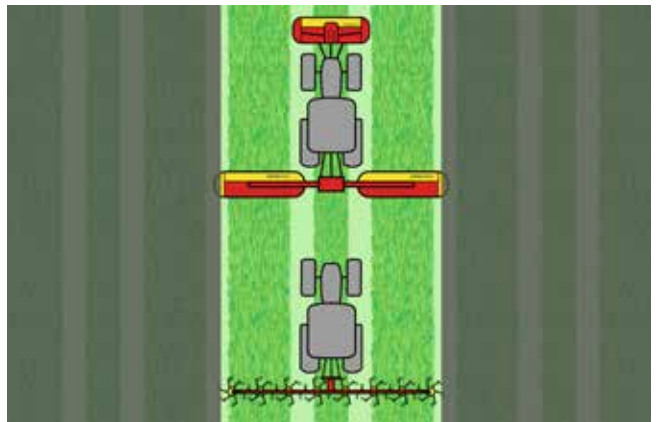


This QR code takes you directly to the app.

# Software

## HAYTOOL ASSIST – the right tedder for the mower

Match your tedder to the working width of your mower to get the highest utilization and best work quality from your machines. The best spreading quality is achieved when the tedder completely covers the swath of mowed grass on each pass. And ideally, the tractor should drive along a forage-free lane. The forage then remains loose on top of the grass stubble, making it an easy target for the tines. HAYTOOL ASSIST helps you quickly and easily find the right tedder for your mower.



### Select your mower(s)

In the first step, you can combine front mowers with rear mowers or mower combinations, or select them individually. You can determine important options yourself:

- Mowing strategy (driving in a circle or mowing in passes)
- Number of swathing discs or swath width for mower with conditioner
- Mounting width for rear-mounted mowers or mower combinations

The mower swaths are displayed directly in an image according to your settings.

### Find the right tedder

In the next step, you can select the tedder from our wide product range. The image shows at a glance whether the working width of the tedder matches the mower. For the best overview, the area not covered is darkened.

You can move the tedder left and right to try out all the possible configuration options.




This QR code takes you directly to the app.



## METERING WHEEL ASSIST – for optimum metering wheel selection

PÖTTINGER has developed METERING WHEEL ASSIST to make it easier to choose the right metering wheel. It is the perfect assistant for pneumatic seed drills with electric metering. For seed drills with mechanical metering, METERING WHEEL ASSIST can be used as a guide.

From experience we know that sowing is influenced by many different factors (e.g.: different site conditions, type of seed material, basic machine settings, and many more), which is why in practice, the efficiency of metering wheels can deviate from the theoretical best choice. Our latest feedback from the field is always used to keep the assistant up to date.



### Machine selection

In the first step you can choose your machine. All machine models are shown here.

- AEROSEM A / ADD pneumatic seed drills
- AEROSEM FDD pneumatic front hopper seed drills
- AEROSEM VT trailed pneumatic seed drill combinations
- TERRASEM universal seed drill combinations
- AMICO F hopper

### Choose metering wheel

In the next step you can choose your drilling speed. Next, select the seed type or fertilizer. Now set the required application rate.

The suggested metering wheel is then displayed. A distinction is made between three categories:

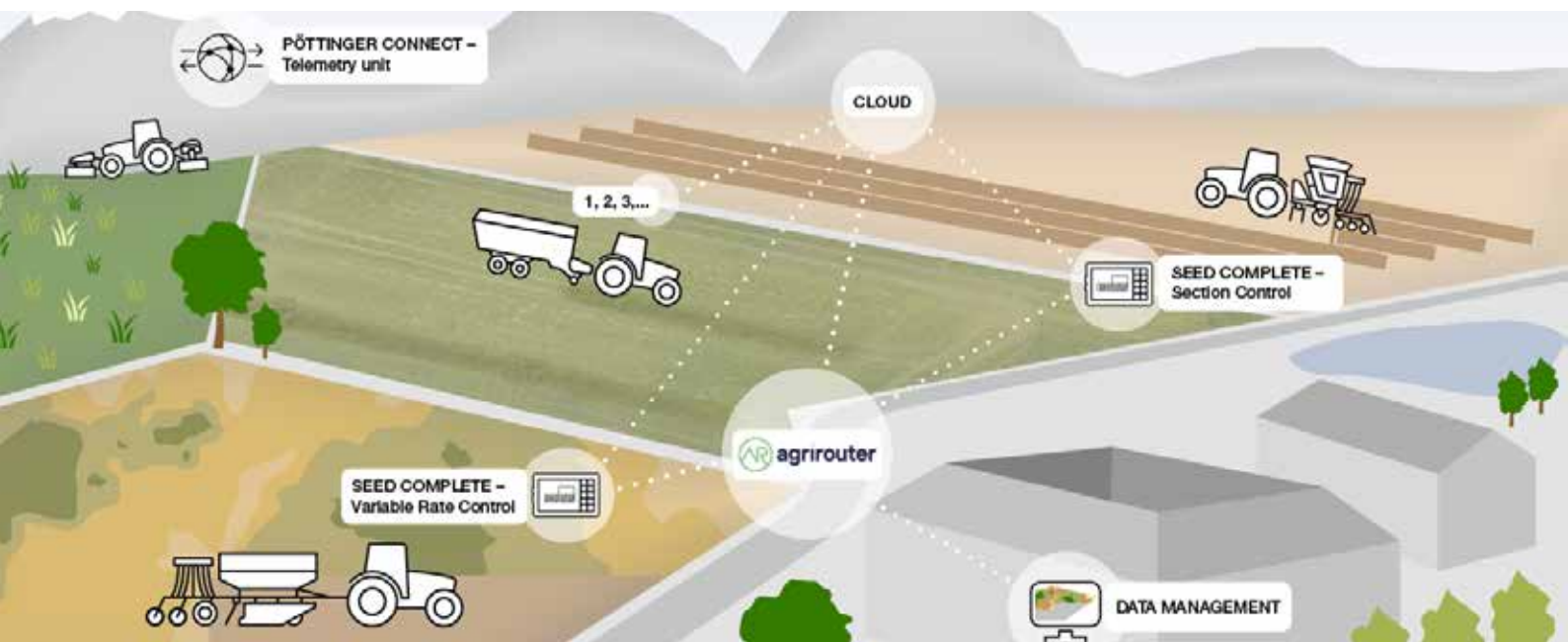
- Optimum metering wheel (green)
- Possible metering wheel (orange)
- Unsuitable metering wheel (grey)

If several optimum metering wheels are displayed for the same seed type, it is generally the smaller metering wheel that needs to be used.

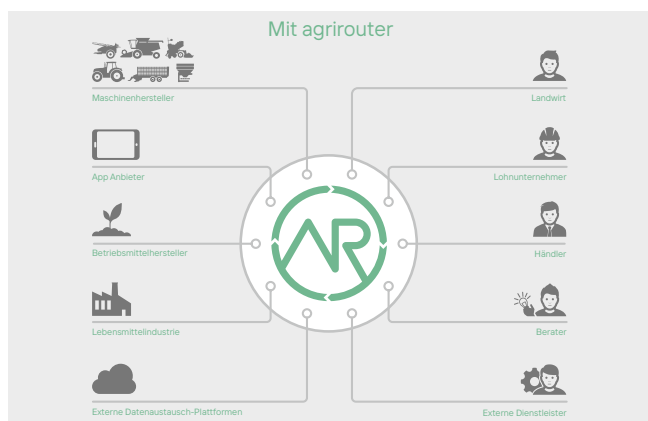


This QR code takes you directly to the app.

# Digital agricultural technology



Digitization in farming is designed to make users' day-to-day work easier. That is why it is important to network individual systems and define manufacturer-independent standards. Data exchange between individual components is possible thanks to PÖTTINGER's cooperation with various service providers, bringing many advantages into the field. PÖTTINGER offers numerous ways to make farming more efficient and more convenient.



## agrirouter

The web-based data exchange platform "agrirouter" enables cross-manufacturer data exchange between machines and farming software. A free account can be used to send data such as application maps from your field indexing software directly to the terminal in the tractor. This can also be carried out in the reverse direction by sending machine-related data directly to the farm PC.

## NEXT Machine Management

NEXT Machine Management is part of the Farm Management System NEXT Farming and intelligently networks mixed fleets. This provides the capability to use and process machine data for documentation purposes, regardless of the make of the machine. Smart planning enables more efficient deployment and optimum utilization of the machines.

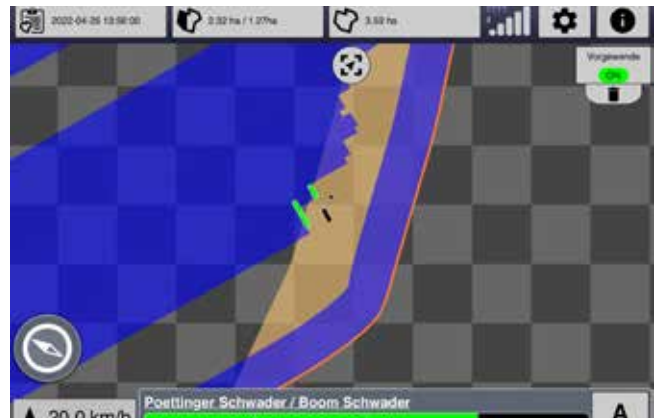
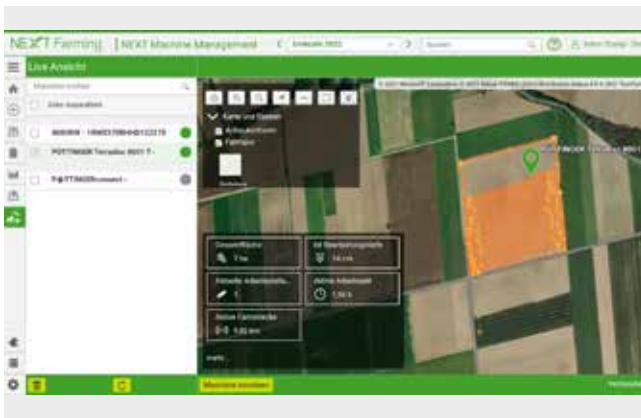


## PÖTTINGER CONNECT

PÖTTINGER CONNECT is the access point into the world of networked data. The telemetry unit offers the capability to take over machine control functions on ISOBUS controlled machines and to use them for data recording and transmission. Simple operation and a certified data interface to agrirouter allow rapid use of the telemetry unit and flexible connection to various farm management systems.

## Cost effectiveness

With the telemetry unit, it is possible to use precision farming applications easily and cost-effectively. The module takes over task controller jobs, enabling simple and straightforward applications such as Section Control (TC-SC) and Variable Rate Control (TC-GEO). This reduces the number of passes required and saves on running costs. It guarantees cost effective and resource-saving operation.



## Modular configuration

The telemetry unit offers the right solution for every farm thanks to its modular design. A total of three different packages are available:


- PÖTTINGER CONNECT - COMMAND for machine control - hardware including activation for Section Control, Variable Rate Control and Geo Suite
- PÖTTINGER CONNECT MANAGEMENT for data transmission, with hardware including activation for agrirouter, data logger and data transmission costs
- PÖTTINGER CONNECT - COMPLETE with machine control and data transmission - hardware including COMMAND and MANAGEMENT



# Controls



PÖTTINGER's convenient control terminals make sure you have everything under control, even after a long day in the field. The development of the terminal focused on maximum operating convenience, ergonomics and automation of each working step. The result is a range of control systems that are ideally matched to meet your requirements.



## BASIC CONTROL

The BASIC CONTROL pre-select system enables multiple functions to be performed by a single spool valve at the push of a toggle switch.

Depending on the model, an actuator for the hydraulic transport interlock is included.



## COMPASS CONTROL

The COMPASS CONTROL on-board computer was specially developed for PÖTTINGER VITASEM and AEROSEM seed drills. The terminal controls and monitors functions such as tramlining, calibration test, hopper level, hectare counter and speed.



## DIRECT CONTROL

The convenient electronic DIRECT CONTROL system is used especially for the PÖTTINGER loader wagon range without beater rotors. The functions are performed directly at the push of a button without pre-selection or an additional spool valve. The display provides information about the functions and status of the loader wagon.



## SELECT CONTROL

The SELECT CONTROL terminal features a user-friendly design. With clearly assigned function keys and a 4.3" color touch screen, many machine functions can be pre-selected and operated using the tractor's hydraulic remote valves or controlled directly. The brightness of the display and keyboard can be adjusted as needed, ensuring optimum illumination at any time of day or night.



## POWER CONTROL

The entry-level POWER CONTROL terminal can be used to operate a wide selection of ISOBUS-capable machines made by PÖTTINGER. The most important feature is the keys that are printed with the relevant machine functions to ensure intuitive operation for both experienced and newbie drivers.

More functions can be controlled and user inputs made using the 5" color touch display. Optimized for day and night operation, the display also provides clear information on the operating status of the machine.

# ISOBUS controls



## ISOBUS controls

ISOBUS refers to the standardized communication system between tractor and implement using standardized hardware and software that is not limited to a single manufacturer: This really makes daily work a great deal easier.

The ISOBUS terminals EXPERT 75, CCI 1200 and the CCI A3 joystick enable professional operation of all ISOBUS-compatible machines made by PÖTTINGER as well as other manufacturers.

## Profiline comfort control system

Control the functions easily by using the tractor's ISOBUS terminal. Power is supplied by the connection cable.





## EXPERT 75

The compact 5.6" EXPERT 75 ISOBUS terminal can be operated both directly via the touchscreen and using keys or a scroll wheel. Safe one-hand operation is supported by the grip bar. The ambient light sensor and the illumination of the function keys ensure convenient handling even at night.



## CCI 1200

The 12" CCI 1200 ISOBUS terminal offers the professional farmer a comprehensive function package. The terminal is operated like a tablet using a touchscreen. The menu system provides straightforward guidance. The integrated ambient light sensor automatically adjusts the brightness of the display.



## ISOBUS AUX CCI A3 joystick

The AUX CCI A3 joystick makes it easy to control any of the ISOBUS equipped machines. This is done using function keys that can be allocated freely and are separated by ridges. This avoids operator errors. Haptic feedback and all the icons displayed on the keys makes it even easier to work with the joystick.

# Control concepts



## Basicline preselect system

On machines with the Basicline preselect system, several functions can be carried out on the machine by each tractor spool valve by actuating a toggle switch on the BASIC CONTROL terminal.

For tractors with a sufficient number of spool valves, it is also possible to connect the hoses to each hydraulic cylinder as an option on some machines. This means that some functions can also be automated using the tractor's headland management system.

- Oil supply: Tractor spool valve
- Job calculator: –

### Possible controls

- BASIC CONTROL



## Selectline preselect control system

With the Selectline preselect control system, the ISOBUS-capable job computer is located directly on the machine. This can be connected by an ISOBUS connection cable directly to the tractor terminal, or to the SELECT CONTROL terminal.

Several different functions can be carried out by each tractor spool valve at the touch of a button. Depending on the machine, various automatic functions are also possible. If the machine has its own hydraulic power unit, these functions are performed directly by the control terminal.

Direct connection of hoses to each hydraulic cylinder is also possible as an option on some machines. This means that some functions can also be automated using the tractor's headland management system.

- Oil supply: Tractor spool valve
- Job calculator: Mini ISOBUS ECU

### Possible controls

- SELECT CONTROL
- Profiline comfort control system
- EXPERT 75



## Smartline comfort control system

The Smartline comfort control system can control machines either using an ISOBUS-capable tractor terminal or other ISOBUS-capable control terminals.

While electrical functions are carried out directly at the touch of a button or the touchscreen, hydraulic functions (if installed) are either performed directly by the tractor spool valves, or are preselected at the control terminal and then carried out by the spool valves.

- Oil supply: Tractor spool valve
- Job calculator: ECU 3.0 (2.5)

### Possible controls

- POWER CONTROL
- EXPERT 75
- CCI 1200
- ISOBUS AUX CCI A3 joystick
- Profiline comfort control system

## Profiline comfort control

The Profiline comfort control system can control machines directly either via your ISOBUS tractor terminal or another ISOBUS-compatible control terminal.

Each function is carried out immediately by pressing a button or the touchscreen.

- Oil supply: Load sensing or power beyond system
- Job calculator: ECU 3.0 (2.5)

### Possible controls

- POWER CONTROL
- EXPERT 75
- CCI 1200
- ISOBUS AUX CCI A3 joystick
- Profiline comfort control system





## MyPÖTTINGER – Simple. Anytime. Anywhere.

### Benefit from numerous advantages

MyPÖTTINGER is our customer portal that provides you with key information about your PÖTTINGER machines.

Get specific information and useful tips on your PÖTTINGER machines in "My machines". And find out more about the PÖTTINGER product range.

### My machines

Add your PÖTTINGER machinery to "My machines" and assign a name. You will receive valuable information such as: useful tips on your machine, operating instructions, spare parts lists, maintenance information, as well as all the technical details and documentation.

### Info on the product range

MyPÖTTINGER provides you with machine-specific information for all machines from year of build 1997 onwards.

Scan the QR code on the machine's data plate with a smartphone or tablet or go to [www.mypoettinger.com](http://www.mypoettinger.com) and enter the machine number from the comfort of your own home. You will immediately receive all the information on your machine such as the instruction manual, equipment options, brochures, photos and videos.



## Technology and Innovation Center (TIZ)

The TIZ Technology and Innovation center is the heart of the PÖTTINGER quality assurance system. Machines are tested here for their quality and suitability for field conditions. This is where research, development and application come face to face.

The test center is one of the most modern in the agricultural sector worldwide and has an excellent reputation. Many international manufacturers have their products tested here, including many well-known industrial brands.

These tests save time and money: up to 75 percent compared to testing in the field. Within a relatively short period a lifetime's worth of stress and strain can be applied to each machine. This ensures maximum reliability in the field. At PÖTTINGER at least two prototypes are built of each new model. One is used for testing in the Technology and Testing Centre while the other is sent out into the field.

The testing facilities at the center include a 4-post test bed for simulating road transport, a MAST (Multi-Axis Simulation Table), a component test rig for analyzing individual parts, a climate chamber, driveline test stands and various electronic testing systems. Due to the good order situation, another bay has been built. TIZ 3 entered operation in February 2023. Testing technology and prototype construction are now based here. The new equipment includes a 30 x 12 m component test bed for individual test set-ups.

In parallel to all these tests, there are comprehensive trials being conducted in the field. The field testing plus the input from the technology center ensure our customers get optimum results.

# Wear parts



## Rely on the original

PÖTTINGER ORIGINAL PARTS meet the highest demands in terms of functionality, reliability and performance. These are characteristics that PÖTTINGER is committed to delivering.

That is why we manufacture PÖTTINGER ORIGINAL PARTS from the highest quality materials. We ideally match each individual spare part and wear part to your machinery's overall system. This is because different soil and operating conditions often need to be taken into consideration.

We have been listening to our customers and now offer three different lines – CLASSIC, DURASTAR and DURASTAR PLUS – to make sure you have the right part to meet every requirement. Original parts are worth every penny, because know-how cannot be copied.

## Your advantages

- Immediate and long-term availability
- Maximum durability thanks to innovative production processes and the use of the highest quality materials
- Avoidance of malfunctions due to perfect fit
- The best working results thanks to optimum match to the overall system of the machine
- The best working results thanks to optimum match to the overall system of the machine
- Comprehensive quality testing
- Ongoing advancement through research and development
- Worldwide spare parts supply
- Attractive, competitive prices for all spare parts



# Spare parts supplied for generations



Durability, reliability and maximum uptime are the key features of PÖTTINGER machines. That's because we use high-quality materials to ensure a long service life. Many PÖTTINGER machines are still in operation after decades of use, still delivering the best harvesting and working results. However, if you do need a spare part, we usually have what you are looking for in stock, even for machines that have years of service under their belt.



## Tons of parts in stock

Regardless of whether you need pick-up tines for a PIONIER, a bearing bracket for a conveyor rake or a mower gearbox for a GRAND PRIX I - thanks to the large inventory of over 50,000 parts at our spare parts & logistics centre in Taufkirchen, in many cases we still have the spare parts you need for older models. What's more, with another 15 international spare parts warehouses located in Germany, France, Poland, Ukraine, Russia, Denmark, England, Ireland, Italy, USA, Canada, Australia and China, we can supply parts all over the world.

## Detailed machine documentation

For generations, PÖTTINGER has carefully archived all the machine configurations and the history of part numbers so that each component can be correctly identified even many years later. There are two ways of doing this:

- Sign in to MyPÖTTINGER, where you can easily look up spare parts lists free of charge by entering the machine number (from year of manufacture 1999)
- Get in touch with a PÖTTINGER dealer



## More success with PÖTTINGER

- A family-owned company since 1871  
Your reliable partner
- Specialist for arable and grassland
- Future-safe innovation for outstanding working results
- Roots in Austria – at home throughout the world

## Harvest quality

- Healthy soil is one of the key provisions for optimizing your yield. We support you in achieving this with our machines.
- A clean, tasty basic ration is the foundation for an efficient dairy business. From mowing through to harvesting – we help you have a positive influence on the quality of your forage.
- Trust in PÖTTINGER. Harvest success.

## Ask for more information:

**PÖTTINGER Landtechnik GmbH**  
Industriegelände 1  
4710 Grieskirchen  
Austria  
Phone +43 7248 600-0  
info@poettinger.at  
www.poettinger.at

**POETTINGER Canada Inc.**  
460 Rue Robinson Sud  
Granby, QC, J2G 7N6  
Canada  
Phone +1 450 372 5595  
info@poettinger.ca  
www.poettinger.ca

**POETTINGER US, Inc.**  
2855 Slover Road  
Valparaiso, IN 46383  
USA  
Phone +1 219 510 5534  
info@poettinger.us  
www.poettinger.us