

Mower combinations  
NOVADISC / NOVACAT

 **PÖTTINGER**

# An awesome cut





An awesome cut



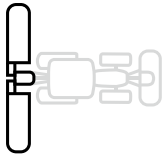
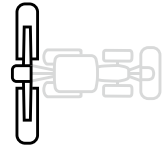
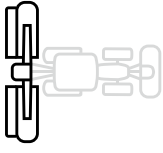


# NOVADISC / NOVACAT

## Mower combinations

Careful mowing is the cornerstone for high quality forage. PÖTTINGER mower combinations deliver the best ground tracking and low disintegration losses so you benefit from the highest output and cost effectiveness. The high level of user convenience, ingenious details, wide range of applications, strength and first-class cutting quality make these mower combinations one of the most productive in their class.

### Contents

	<b>The best forage</b>	4-5
	<b>PÖTTINGER cutter bars</b>	6-11
	<b>Neat conditioning</b>	12-15
	<b>Wildlife and livestock protection</b>	16-17
	<b>Mower combinations with side pivot mounting</b>	18-23
	NOVADISC 732, 812, 902	20-23
	<b>Mower combinations with center pivot mounting</b>	24-39
	NOVACAT H 9500, H 11200	26-29
	NOVACAT V 8400, V 9200	30-33
	NOVACAT V 10000	34-39
	<b>Swath merging</b>	40-47
	CROSS FLOW	42-43
	COLLECTOR	44-45
	<b>Digital agricultural technology</b>	48-49
	<b>Accessories / Technical data</b>	50-55
	Accessories	50-51
	Technical data	52-53
	MyPÖTTINGER / ORIGINAL PARTS	54-55

All information on technical data, dimensions, weights, output, etc. and the images shown, are approximate and are not binding. The machines shown do not feature country-specific equipment and may include equipment that is not supplied as standard, or is not available in all regions. Your PÖTTINGER dealership would be pleased to provide you with more information.

# The best forage



## The best forage quality is the basis for your success

The production of high-quality basic ration from meadows, pastures and whole crop is the basis of every grassland farm. Livestock can be fussy about their forage.

The quality of their basic ration will determine whether your animals consume the forage in high quantities, or not. In addition to energy content, odor and taste, a low crude ash content plays a decisive role.

They go for a basic ration that is clean and nutritious. The amount of concentrates used can be reduced. This cuts forage costs while at the same time improving animal health. The bottom line is that you benefit from clean, high quality forage with more profit from your farm business.

Yet producing the best forage is not done by coincidence. The foundation for this is laid by the botanical composition of the crop. The volume and quality yielded here must be maintained along the entire harvest chain.

## The basis for clean forage

A mowing process that conserves the grass is the best basis for clean forage. Ultimately, this is about maintaining the correct cutting height of 2 -3". That is how crude ash collection is reduced to a minimum right from the start of the harvest chain. Subsequent harvesting machines then do not have to work so close to the ground to collect the forage cleanly. At the same time, sufficient residual assimilation area remains for the grass to grow again more quickly.

If the ground is not level, it is essential that the mower has good ground tracking capabilities.

This is important for maintaining the set cutting height and preventing dirt collection as the first cause of forage contamination.

Thanks to their unique ground tracking system, optimum weight alleviation of the cutter bar, and excellent cutting quality, our mowers give you the basis for a clean forage harvest and rapid regrowth of the plants.



# NOVADISC / NOVACAT

## Mower combinations



### Top performance, even on steep slopes

Large fields and steep terrain are the main challenges at the Priewasser farm in the Innviertel, Upper Austria. Here, their NOVADISC 902 proves equal to the task with its low weight, high output and large overlap with the front mower.

"In our terrain, the overlap to our 9'10" NOVACAT 301 ALPHA MOTION MASTER front mower of over 1'7" on each side is perfect."

Markus Priewasser  
Farmer  
Höhhart | Austria

### "A brilliant thing"

"We have at least 4,400 acres of agricultural land, of which at least 3,500 acres are arable land, and the rest is grassland.

We operate three PÖTTINGER mower combinations with conditioners on our farm. We use roller conditioners for alfalfa and tine conditioners for grass. We particularly like the fact that we can switch the two conditioners between each mower. It is a very quick and easy system that only PÖTTINGER offers. That's a brilliant thing for a business like ours."

František Toman  
Head Manager at Zeras a.s.  
Radostín nad Oslavou | Czech Republic



## Clean and tidy cut



### One harvest leads to another

What counts is a clean and tidy cut. By slicing through assimilating parts of a plant during forage harvesting, the plant is subjected to significant damage. Through its wounds, the plant loses water containing dissolved nutrients.

The faster the cut heals, the lower the losses. The plant will soon be able to focus on growing and forming leaf mass again. Rapid growth of the crop after harvest lays the foundation for high annual yields per acre. What counts is the best quality cut, and that is why the PÖTTINGER cutter bar was developed.

### Quality made in Austria

These cutter bars are proven thousands of times in the field and are at the heart of every disc mower made by PÖTTINGER. They are developed and built at the company's main plant in Grieskirchen – a quality product made in Austria.

The extremely flat welded cutter bar with clamped mower blades produces clean forage, cut after cut.

### Sleek and dynamic design

The PÖTTINGER cutter bar features an impressively sleek and dynamic design. The 1.5" high cutter bar guarantees optimum crop flow. Due to its 11" width, the cutter bar delivers the best ground tracking which is ideal for achieving a first class cut.

### Clean forage

The streamlined leading edge of the cutter bar allows the soil to flow underneath, separating it cleanly from the crop. Cleaning paddles prevent dirt from accumulating on the upper surface. The rounded disc surfaces improve the conveyor effect across the cutter bar.



# PÖTTINGER cutter bars



## Welded construction

The key to the cutter bar's compact and sleek design, and all its advantages, is its precision-welded construction. This guarantees supreme robustness while maintaining compactness.

Another advantage of the welded cutter bar is that the gear oil remains permanently where it should be – in the gearbox. Even after years of use, the cutter bar remains tight, so there are no oil leaks.

## Clamped blades – for a tidy mowing pattern

The clamped mower blades create a tidy mowing pattern. They rotate very close to the surface of the cutter bar and the counter knife. This guarantees clean and tidy cutting even in damp and muddy conditions.

The blades are locked securely in place by powerful spring clips. What is more, they are easy to change. The blade pin is bolted to the mower disc, and can be inexpensively replaced if need be. The counter knife is also clamped in place, so it is easy to replace.

The optimized overlap of blade paths ensures a clean and uniform mowing pattern.

- 1 Integrated cleaning paddles
- 2 Clamped counter knife
- 3 Clamped quick change mower blades



# Durability



## For a long life

When harvesting forage, what counts is sturdy machinery you can depend on. At PÖTTINGER we use only high quality components in the manufacture of our mowers. Ingenious details make the NOVADISC and NOVACAT disc mowers uniquely reliable. So that you can begin every forage harvest trouble free for years to come.

It starts with the cutter bar: This is made from the best quality steel. The metal plates are laser-cut and robot-welded with the greatest precision.

The extremely hard-wearing PÖTTINGER driveline is at work inside the robust cutter bar.

The unique TRI DRIVE drive concept is designed to ensure maximum service life.


High quality cathodic dip priming and powder coating guarantee elasticity and durability. Featuring eye-catching colors and a modern design, you are sure to enjoy working with these machines that retain their value.

## TRI DRIVE concept

The driveline in the PÖTTINGER cutter bar is famed for its toughness and durability.

### 3 teeth are always in contact

The spur gear drive runs in a straight line with virtually the same sized gears. On the gears there are always three teeth in contact with each other – this ensures optimum power transmission. Moreover, there is less stress on the individual gears in the event of stone impact.



The specially polished surface of the gears submerged in gear oil ensures smooth running. This reduces the noise level considerably.

- Gear set 39/50
- Gear height 11/16"




# PÖTTINGER cutter bars



## Practical modular design

Bevel gears and bearings can be removed as a single unit. The idler gears are also easily removed through the openings, which couldn't be easier!

The bearing flange and fittings are reliably protected by rubber o-ring seals. This prevents dirt or dust from entering the gearbox. It also avoids oil leakage.



## Heavy-duty bearings

The stub shafts of the individual mower drums have heavy-duty bearings. Durable, twin race taper bearings with a bearing spacing of 2" are extremely stress-resistant. Shock loads are absorbed effortlessly.

### Bolted stub shafts

The high-strength stub shafts are bolted to the gears. Each of the parts can easily be replaced if required.

- 1 Shaft stub
- 2 Taper bearings
- 3 Bearing flange
- 4 Spur pinion



## Smooth-running driveline

A standout feature of our mowers is their supremely smooth running. The NOVACAT series features a friction-locked drive train directly to the first mower disc.

A constant velocity joint provides a stress-free link between the angular gearbox and the cutter bar.

Our NOVADISC mowers are driven by V-belts tensioned by a back tension idler to deliver reliable and smooth power transmission. An angular gearbox behind the first mower disc then transmits the power to the cutter bar.

On all mowers, a freewheel is integrated into the driveline.



## HEAVY DUTY cutter bars

An additional cutter bar reinforcement is optional for especially stony areas. (Standard on NOVACAT 402 / 442)

# Convenience and equipment



## Making mowing a pleasure

What you enjoy, you do well. That's why using machinery that makes the work enjoyable is all the more important. At PÖTTINGER, we therefore place great importance on convenient operation and above all straightforward maintenance.

### Simply low-maintenance

Our engineers have made sure that you can keep your mowing machines in peak condition with a minimum of effort. Long greasing intervals and easily accessible greasing points allow you to make efficient use of harvest time, which is often very short.

The guards fold well and easily away to provide optimum access to the cutter bar. Blades can be changed quickly and easily.

## Blade changing in record time

The PÖTTINGER quick-change blade system makes replacing mower blades straightforward and simple. Just press down the spring clip with the blade wrench and replace the blade.

A handy blade box on the headstock provides space for replacement blades. The blade tool is always kept on the mower.

The blade is locked securely in place by the spring clip. The blade pin is bolted to the mower disc. This can be replaced cost-effectively if required.



# PÖTTINGER cutter bars



## Customized equipment

We offer a large number of optional extras to meet your individual requirements.

### Feed cones

The dynamic shape of the feed cone keeps the crop flowing. In addition, swath doors can be fitted.



### Wear resistant glide bars

Wide glide bars made from hardened boron steel to resist impact and prevent the build-up of soil.

Because the underside of the cutter bar is smooth with contoured glide bars inside and outside, it protects the soil even when cornering.

As an option, you can fit additional wear skids to protect the underside of the cutter bar.

The bolted skids can be easily changed if required.

### High cut skids

Optional high cut skids can be mounted to increase the cutting height from 2 to 4". Their large radius and wide surface area make them especially wear resistant. In addition, the soil is conserved as a result.

- High cut skid + 25/32", the universal skid especially for stony soil
- High cut skid + 1-9/16", especially for whole crop
- High cut skids also for both outer glide bars

### Swathing discs

As an option for our mower combinations without conditioner, swathing discs are available for the inside or outside of each mowing unit.

The generously dimensioned, individually adjustable swathing discs place the forage loose and light in a swath that is the width you need.

Additional swath formers are available for even narrower swath placement.

# Clean and tidy conditioning



## Accelerate drying

Plants have a waxy coating to protect them from drying out. The necessary gas exchange with the ambient air is regulated only by stomata; microscopic openings in the leaves and stem. Immediately after mowing, these openings close to protect the plant. This means that during drying, water can only escape through the less permeable waxy coating.

The conditioner has the job of breaking up the waxy layer of the mown crop, which brings about two major advantages. The mowed crop dries faster. Less nutrients are lost by reducing the time the crop is left wilting in the field. In addition, this also facilitates the release of cell juice in the clamp. This results in faster pH value reduction. What this means is that the silage reaches a stable state more quickly.

For the best working results, a conditioner must be chosen that suits the crop to be mown. For crop with high grass content, for example, the ED tine-type conditioner achieves good results.

It hits the stalks in the crop.

For especially leafy forage, the RC roller conditioner is recommended. This conditioner crimps the crop.

## Adapted to the season

In the hot summer months, when there is little plant mass in the crop, there is often a risk that the mown grass dries out too quickly if it is mowed with a conditioner.

During silage preparation, this can be difficult to compact in the clamp and lead to lactic acid fermentation.

Studies have also shown that there are significantly more insects in grassland stands in the summer growth phases in June and July. That is why the conditioner has a bad reputation concerning the mortality rate of insects.

So while mowing with a conditioner makes sense in several respects in spring and autumn, the need for a conditioner may well be questioned in summer.

## Quick-change conditioner

That is why at PÖTTINGER we recommend a system that allows you to use the same mower with or without conditioner. Swapping around can be done in just a few simple steps.



# EXTRA DRY (ED), ROLLER CONDITIONER (RC)



## 1 mower – 3 possibilities

Thanks to the optional quick-change kit both the tine-type and roller conditioners can be removed in a short time.

You can switch between the tine and roller conditioner in just a few steps, or install a guard curtain:

- Take off the V-belt
- Fit the conditioner trolley
- Undo the conditioner fastenings
- Remove the conditioner
- Fit guard curtain / alternative conditioner



## Placement strategies


Thanks to their adjustable swath doors, both conditioner systems can either spread the crop wide or forming a swath, depending on the specific requirements.

Wide placement offers the advantage that because the forage is in an airy loose blanket, the tedder can either be omitted, or drying can be shortened by 2-5 hours with a subsequent tedding process.

In the case of hay, the wide placement makes a 2-day harvesting process possible by drying quickly from the start and greatly minimizing the weather risk.



# Clean and tidy conditioning



## ED tine conditioner

The EXTRA DRY conditioner is a joint development with the Institute of Agricultural Engineering (IMAG-DLO) in Wageningen (Holland) that started in 1997 to prove there is better way.

### Fast, uniform drying

- 1** V-shaped tines made of hardened steel hit the stalks in the crop and guarantee a continuous flow of forage.
- 2** You can flexibly adjust the conditioning intensity by changing the gap between the tines and the counter flap.
- 3** The round, high volume conditioner hood and the adjustable guide vanes enable a loose and airy blanket to be placed.
- 4** Adjustable swath doors can be used either for a wide spread blanket or to form a swath, depending on individual requirements.

### Long service life

The tines are mounted on rubber blocks that are designed to flex, enabling them to fold back if they collide with obstacles.

Power is transmitted from the cutter bar gearbox to the rotor by a powerband. This guarantees low weight and a smooth-running drive system.

The greasing point is located externally for easy access.





# EXTRA DRY (ED), ROLLER CONDITIONER (RC)



## RC roller conditioner

The roller conditioner is especially suitable for alfalfa and clovers due to its precision conditioning capabilities. The helix shape angular groove profile has a high bending and squeezing effect and guarantees perfect forage transfer from the cutter bar.

### Careful and effective

- 1** The rollers inter-mesh to uniformly crimp the stalks and produce a uniform blanket of forage. Roller spacing is variable thanks to the height-adjustable upper roller. The conditioner pressure can be adjusted on both sides using a hand crank. If foreign objects enter between the rollers, the gap can open by up to 4".
- 2** Adjustable swath doors ensure airy and uniform swath formation.
- 3** Adjustable swath doors can be used either for a wide spread blanket or to form a swath, depending on individual requirements.

### Reliable and durable

The Polyurethane profile is vulcanized onto the robust central tube of the roller giving an external diameter of 7". The conditioner profile is tougher than rubber and therefore particularly resistant to wear.

Power is transmitted from the cutter bar gearbox to the rotor by V-belts with a spring-loaded belt tensioner. Both rollers are driven synchronously by a swivel gearbox for maximum throughput. This has a robust construction and is designed for the toughest conditions.

A central greasing point makes servicing easier.





# Protects wildlife and livestock



## Wildlife in the crop

The timing of the first cut in grassland farming coincides with the fawning season of roe deer and other wild animals. Due to their natural reflex to seek cover, fawns do not run away from danger. This instinctive behavior makes it especially difficult to spot animals hiding in the grass. It happens over and over again that animals are seriously injured or even killed during mowing

## Livestock also endangered

If the carcass of a wild animal ends up in the clamp, it will decompose and contaminate the forage. Under anaerobic conditions, bacteria of the species *Clostridium botulinum* produce the neurotoxin botulinum.

Feeding silage contaminated in this way can expose cattle, sheep, horses and poultry to life-threatening botulism.

## Mowers raised

SENSOSAFE is an automated sensor-based assistance system that detects animals; during mowing it enables you to identify fawns and other wild animals hiding in the field and to save them from getting caught by the mower. You prevent carcasses from contaminating your forage and avoid the risk of your cattle contracting botulism. This system helps you protect wildlife and your livestock at the same time.

A bar with near infrared sensors is mounted in front of the mower. These work independently of daylight and temperature. Unlike thermal imaging cameras, you can rely on SENSOSAFE to work properly in all types of operating conditions.

With SENSOSAFE you do two tasks in one: Mowing and detecting wildlife. No additional time or personnel needed for searching the fields prior to mowing. What's more, you don't need special training or a permit to operate the SENSOSAFE system.





## Tailor-made for your farm

### SENSOSAFE

The sensor bar is mounted directly on the front mower. If the sensors detect an animal, the mower's hydraulics system automatically raises the front mower. In addition, it sends a signal to the tractor cab so that the driver can stop the tractor.

SENSOSAFE ALPHA MOTION is available as an option for NOVACAT ALPHA MOTION MASTER and PRO mowers.

### SENSOSAFE 1000

On the SENSOSAFE 1000, the sensor bar is fitted to a mounting frame and utilizes the front hitch hydraulics. The sensors send a signal to the tractor cab if anything is detected. This gives the driver plenty of time to stop the tractor and raise the mower.

This solution is manufacturer-independent and can be used with your existing mower.

SENSOSAFE 1000 is designed for mower combinations between 26'3" and 32'10" wide.

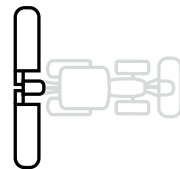
For more details, see our **SENSOSAFE brochure**.



## Mower combinations with side pivot mounting









## The smooth runners





# NOVADISC 732, 812, 902

## Lightweight and smooth running

The NOVADISC mower combinations offer high strength for the lowest weight. NOVADISC mowers are the lightest in their class. This allows you to operate them with small tractors starting from 85 hp. This means you save fuel and mow smoothly.

The mowers are available with working widths of 23'9" / 26'6" / 29' and have an overlap of 1'8" on each side when teamed up with a 9'11" wide front mower. This means you can mow without feathering on slopes and corners.



## Ground conservation mowing

### Unique weight alleviation springs

Two suspension springs on each cutter bar ensure uniform weight alleviation of the entire mower.

The pressure acting on the ground can be adjusted in three steps without the need for tools. The unique kinematics ensure that the cutter bar applies the same pressure to the ground over the entire width. This enables you to keep wear and power requirements as low as possible.

### NOVADISC lifting system

The mower is lowered so that the outer end of the cutter bar contacts the ground first. At the headland, the inside end is lifted first. That is how your soil is perfectly protected.

## Able to adapt

The wide + 22° / - 30° arc of movement enables easy mowing on rough ground and embankments. For a short-time mowing up to + 45° through lifting the interlocking lid is permitted.

# The smooth runners




## Individual lift capability

For residual areas and wedge-shaped fields, the two mower units can be lifted separately. Two single-acting spool valves are needed as standard.

## Basicline preselect system

The optional BASIC CONTROL terminal allows individual side mower lifting using a single-acting connection.



## Convenient maintenance

The guards fold away to provide optimum access to the cutter bar. This makes it possible to clean the machine thoroughly and change blades quickly and easily.

## Protected against damage

The mechanical collision safety device on both sides means a swivel angle of approx. 12°. Damage to your mower is thus avoided in the event of a collision. After it has been triggered, simply reverse a short distance to engage the cutter bar again.



# NOVADISC 732, 812, 902



## Long service life

Mounting points at each end of the cutter bar protect it against twisting. As a result, the gears and bearings are subjected to less stress to guarantee smooth operation and a long service life.



## Cutter bar without inside shoe

A key feature is the lightweight cutter bar without inside shoe. The cutter bar gearbox is behind the first mower disc. This means you can mow into corners and over rough ground no problem.

The compact driveline and drive belt tension regulated by a back tension idler ensure robust and reliable power transmission.



## Safe road transport

A mechanical safety interlock provides the necessary safety during road transport. The outer guards can be folded inwards to reduce transport height. This can also be done hydraulically as an option. LED lighting is standard equipment.



## Space-saving parking

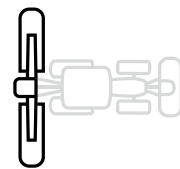
For especially compact storage, the mower can be parked on optional parking stands. The practical PTO shaft holder makes hitching up easier. PTO shaft lubrication interval has been increased to 150 hours. The PTO shafts are easily accessible and easy to maintain.



## Mower combinations with center pivot suspension









## The fuel savers





# NOVACAT H 9500, H 11200

## Maximum output

With the NOVACAT H mower combinations, PÖTTINGER sets new standards in terms of high output and efficiency. The NOVACAT H 11200 is the largest mounted mower combination available on the market. It gives you a full working width of 36'6" for the lowest fuel consumption. The NOVACAT H 9500 achieves a maximum working width of 31'.



## Cost effective

With the NOVACAT H mower combinations, you can mow cost effectively and easily. This series is the ideal mix of minimum weight and maximum working width.

## Unbeatable price/performance ratio

The mower combinations impress with their strong construction. Their intelligent design saves weight and costs at the same time as achieving maximum robustness. The previous generation NOVACAT S has already proven what this combination is capable of.

## The lowest power requirement per foot of working width

At 4,497 lbs and with 36'6" of working width, the NOVACAT H 11200 can be operated with just 160 hp. This means minimal fuel consumption. The 31' wide NOVACAT H 9500 has a power requirement of just 130 hp.

## Hydraulic weight alleviation

Infinitely adjustable hydraulic weight alleviation ensures optimum ground contact pressure across the entire mowing width. This "floating cut" guarantees excellent ground and crop protection.

Pressure on the ground is displayed on a pressure gauge.

## Perfect ground tracking

The center pivot mounting on the cutter bars provides a travel of  $\pm 22.5^\circ$  for perfect ground tracking.

# The fuel savers



## Robust driveline

All drive elements are robust and oversized. The central T-gearbox, together with the long cardan shafts, ensures reliable power transmission and smooth operation. A freewheel is integrated into both drive shafts. Overload protection is provided on the input PTO shaft.



## Collision safety device

The hydraulic rear folding system includes a collision safety device. If the mower meets any obstacles, it can fold back to the rear. The mower is pivoted back into the working position by activating the spool valve.



## Optimizing mowing width for maximum output

Two mounting positions of the two mower units at the rear ensure you can always set up the optimum working width in coordination with the front mower. The clear width is 6'11" in the narrow position and 8'4" in the wide position.



## High lifting clearance at headland

At the headland, ground clearance is 1'7".

During lifting, the cutter bar is held firm by a stabilizer cylinder. This makes it easier to drive over swaths and optionally offers greater stability during transport.



# NOVACAT H 9500, H 11200



## Individual lift capability

The mower units can be raised either together or separately. They can be raised separately either by a shared spool valve with electric preselect system, or optionally by two separate spool valves.

On the second version, lifting can also be automated using the tractor's headland management system.

## Baseline preselect system

Both mower combinations are equipped as standard with the BASIC CONTROL terminal.

This enables each mower unit to be lifted separately or together by just one spool valve at the push of a toggle switch. A pushbutton is used to activate the pivot cylinder for the transport position.



## Easy to attach and detach

The mower combination can be parked in either the transport or working position. Two support legs are attached to the headstock for this purpose. The PTO shaft holder and hose tidy facilitate coupling and uncoupling.

Both models are mounted on the tractor using the Cat. 3 headstock.

## Compact during transport

For transport, the mower combination can be folded backwards. The front guard curtains then fold up automatically.

This gives you a narrow transport width of only 7'2", and you can see the whole mower combination in the mirror. The length of the folded mower combination is comparable with a 5-furrow plough. Lighting is standard equipment.

## The compact professionals





# NOVACAT V 8400, V 9200

## Great technology in a compact package

The two mower combinations NOVACAT V 8400 and V 9200 are our compact professionals. These mowers are characterized by intelligent technology for the best working quality and straightforward operation packaged in a compact but robust frame.

The two mower combinations are also available with ED tine-type conditioners and with RC roller conditioners.



## Short headstock

The NOVACAT V 8400 and V 9200 models feature an extremely compact design. Angled booms allow for an extremely short headstock. This creates a lighter-weight configuration with the center of gravity closer to the tractor. Depending on the terrain, both the mower combinations can easily be operated with four-cylinder tractors.

## Hydraulic weight alleviation

Hydraulic weight alleviation provides uniform ground pressure over the whole cutter bar width. Using the double-acting remote, the pressure applied by the cutter bar can be infinitely adjusted depending on the state of the ground and if conditioners or swath formers are fitted. Simply read the pressure gauge to see the ground pressure.

## Working width adjustment

Thanks to the two mounting positions of the mower units, the working width can be adjusted to 26'8" or 27'5" on the NOVACAT V 8400 and to 29'4" or 30'2" on the NOVACAT V 9200. The clear width between the two mower units is then 6'8" or 7'6".

## Ground tracking

The center pivot mounting on the mower units provides a travel of +20° / -16° for perfect ground tracking.

# The compact professionals



## Robust driveline

All drive elements are robust and oversized. The central T-gearbox, together with the long cardan shafts, ensures reliable power transmission and smooth operation.

A freewheel is integrated into both drive shafts. Overload protection is provided on the input PTO shaft.



## Hydraulic NONSTOP LIFT collision safety device

NONSTOP LIFT is an innovative technology that offers the best protection to the cutter bar. The mower unit efficiently avoids obstacles by folding backwards and at the same time raising the boom. This prevents damage to the mower unit even at higher speeds. The mower then pivots back automatically into the working position.



## Easy to attach and detach

When attaching and detaching the mower combination, the retractable front guard provides plenty of space between the tractor tires and the mower. With the support legs fitted as standard, the mower combination can be parked upright to save space.

Both models are mounted on the tractor using the Cat. 3N or Cat. 3 headstock.



## Compact during transport

For road transport, the mower is folded upwards hydraulically through 92° and then locked hydraulically in the transport position. The optimized center of gravity of the machine ensures safe and compact transport. The side guards can be folded inwards to reduce transport height. This can also be done hydraulically as an option. Warning signs and LED road lights are standard.



# NOVACAT V 8400, V 9200



## Headland position

In the headland position, the two mower units are each stabilized by a small cylinder. This prevents them from swaying when raised.

The mower units can be raised either together or separately. They can be raised separately either by a shared spool valve with electric preselect system, or optionally by two separate spool valves.



## Basicline preselect system

Both mower combinations are equipped as standard with the BASIC CONTROL terminal.

This enables each mower unit to be lifted separately or together by just one spool valve at the push of a toggle switch.

An actuator for the hydraulic transport lock is included.



## Automatic individual lifting

The automatic system for lifting the mowers individually makes it easier to mow wedge-shaped fields. Simply select the mower unit that you want to lift first. Once it is fully raised, the electric preselect control system automatically switches to the other mower unit, which you can then lift by actuating the spool valve again. As soon as both mower units are fully raised, both sides are automatically preselected again.

The Selectline preselect control system is necessary for this function.



## Selectline preselect control system

The optional Selectline preselect control system is ISOBUS-capable and is mounted on the mower.

This can be connected directly to an ISOBUS connection cable to be controlled by the tractor terminal, or by the SELECT CONTROL terminal.

- Automatic individual lift system
- Hydraulic folding side guard as standard
- Four LED floodlights available as an option
- Hour and hectare counter / Maintenance management
- Preselect functions using ISOBUS AUX joystick



## The high performance mower





# NOVACAT V 10000

## The high performance mower

With the NOVACAT V 10000 mower combination, we at PÖTTINGER combine high output with intelligent technology. Best possible ground tracking, optimum use of the mowing width and maximum reliability are the standout features of these mowers.

The mower combination is also available with ED tine-type conditioners and with RC roller conditioners. As options we also offer the proven COLLECTOR cross conveyor belt and the CROSS FLOW auger for swath merging.



## Hydraulic side shift

On the NOVACAT V 10000, hydraulic cylinders integrated into the booms shift the cutter bars sideways by up to 1'2". As a result, sufficient overlap with the front mower can be achieved in every situation. The cutting width and mower unit overlap can be optimized on the move for working on slopes, while cornering and on flat areas.

The NOVACAT V 10000 is available with a headstock for 9'10" or 11'6" wide front mowers. This makes mowing widths of up to 31'6" and 32'10" possible.

## Floating cut


Optimized ground tracking to protect the soil is a key quality standard at PÖTTINGER.

Hydraulic weight alleviation is used to adjust the pressure acting on the ground quickly and easily.

## Automatic ground pressure adjustment

Automatic adjustment is available as an option on the NOVACAT V 10000. The ground contact pressure adapts automatically to the working width and ensures a constant contact pressure of the cutter bar even on bumpy ground. Optimum hydraulic weight alleviation guarantees soil conservation and the best forage quality. It also ensures a considerable reduction in wear and fuel consumption costs.

# The high performance mower



## Extended service life thanks to Y DRIVE

The patented Y DRIVE input gearbox features an output shaft on the opposite side. This has the advantage that longer standard PTO shafts can be used with less of an angle in operation. The result: Smooth running coupled with improved performance and a longer service life.


Overload protection (1) and freewheel (2) located on gearbox. Integrated fan blades (3) cool the gearbox during operation.



## Robust technology for a long service life

The heavy duty boom design offers a wide bearing spacing, which carries the cutter bar and provides the optimum in support.

The cutter bar is mounted from both ends which protects it against twisting. The gears and bearings are subjected to less stress as a result. This ensures smoother running and a long service life.



## NONSTOP LIFT hydraulic collision safety device protects the mower

NONSTOP LIFT is an innovative technology that offers the best protection to the cutter bar. The mower efficiently avoids obstacles by folding backwards and at the same time raising the boom. This prevents damage to the mower unit even at higher speeds. The mower pivots back automatically into the working position.




## No oscillation at the headland

High ground clearance of up to 1'9" at the headland guarantees that you can drive over swaths without damaging them and facilitates maneuvering around obstacles. The two mower units are each stabilized by a small cylinder. This prevents oscillation. These prevent oscillation and also avoid the PTO shafts from rattling.



# NOVACAT V 10000



## Push-in front guard

We take ease of maintenance seriously.

The retractable front guard provides clear access to the cutter bar. This makes it easy to change blades.

When attaching and detaching the mower combination, the retractable front guard provides plenty of space between the tractor tires and the mower.



## Straightforward maintenance management

Enhanced maintenance management with notifications displayed on the control terminal depending on the operating hours is standard.

For even more convenience and optimum continuous greasing of all greasing points (except PTO shafts), we offer an electric grease pump for the NOVACAT V 10000 ED and ED COLLECTOR.



## Transport height less than 13'1"

For road transport, the mower is folded upwards hydraulically and then locked securely in the transport position by a hydraulic interlock system.

Hydraulic side guard folding is available as an option, to achieve a transport height below 13'1" with a ground clearance of 10" with no need to leave the tractor cab. Integrated parking stands are provided as standard for parking the machine when not in use. Lighting is standard equipment.



## Optional light for optimal visibility

Harvesting can mean a long day in the field, for optimum illumination of the work areas, the NOVACAT V 10000 can be equipped with an optional LED light package.

The powerful LED floodlights provide the best view of the mower units and your working results.

# The high performance mower



The NOVACAT V 10000 mower combination is operated as standard using the Selectline preselect control system. As an option, it can also be operated using the Profiline control system and power beyond hydraulics package. The intuitive control system and well thought-out automatic functions will not only make your work easier. You will also be pleased with the high quality of work.

## Selectline preselect control system

The ISOBUS-capable Selectline preselect unit sits directly on the machine. This can be connected directly to an ISOBUS connection cable or the SELECT CONTROL terminal.

All functions are first preselected using the control terminal and then carried out using the tractor's spool valves. Only one double-acting hydraulic connection is required.

- Automatic individual lifting (see page 33)
- Optional hydraulic folding side guard
- Synchronous hydraulic working width adjustment
- Hydraulic transport release
- Weight alleviation pressure for mower units is adjusted manually at the hydraulic valve block
- Maintenance management – displays greasing and oil change intervals depending on operating time

## Profiline comfort control system

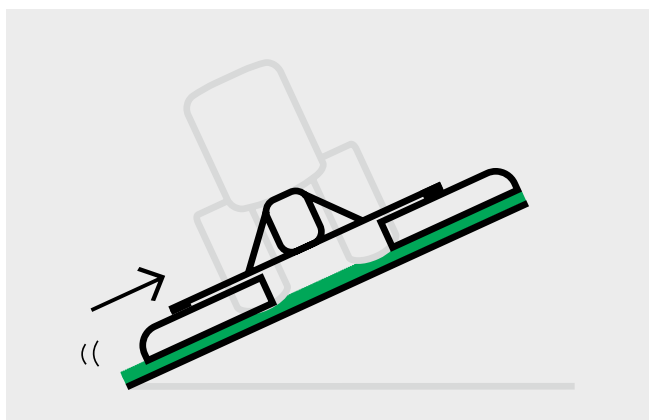
With the Profiline comfort control system, you can control the NOVACAT V 10000 either using your ISOBUS tractor terminal or another control terminal such as the CCI 1200, EXPERT 75, or POWER CONTROL.

The hydraulic oil supply is via load sensing.

- Independent hydraulic working width adjustment for both mower units
- Hydraulic weight alleviation with automatic working width adjustment
- Section Control activated by job computer
- Individual mower unit lifting system with headland management and integrated front mower control. In combination with AEF TC-SC certified terminals and PÖTTINGER CONNECT, the individual mower units are automatically raised and lowered at the headland, depending on the GPS position.
- Hydraulic guard folding and transport interlock



# NOVACAT V 10000



## Automatic tilt control

The NOVACAT V 10000 can be equipped with an automatic tilt control system as an option. On slopes, the mower units are shifted automatically so that no streaks are left standing even if the mower combination drifts sideways. On mowers with the COLLECTOR system, the belt speed is automatically controlled so that when working along contours the belt conveying uphill runs at a higher speed, and vice versa. This guarantees uniform swaths.



## Always the right mounting height

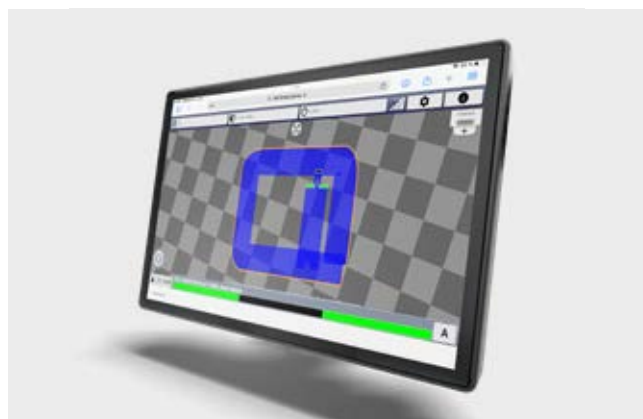
On the NOVACAT V 10000 there is an indicator integrated into the display on the control unit for the correct mounting height. This means that if the hitch has been lowered during road transport to achieve a lower transport height, the correct operating height can be easily found again.

Correctly positioning the front hitch guarantees perfect ground tracking and uniform ground pressure over the mower's entire freedom of movement.



## This guarantees uniform swaths.

PÖTTINGER CONNECT is the access point into the world of networked data. On the NOVACAT V 10000 with the Profiline comfort control system, the telemetry unit offers the option of taking over machine control functions. This enables applications such as Section Control (TC-SC) and Variable Rate Control (TC-GEO).



## GeoSuite app

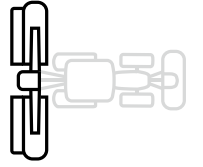
In combination with PÖTTINGER CONNECT, the GeoSuite app displays the coverage map. The application can be accessed by any tablet or smartphone using the web browser. The connection to the mower is easily made using the wireless network. Among other things, the app can be used to create field boundaries and activate automatic mode for Section Control. In this mode, the individual mower units are automatically raised and lowered at the headland, depending on the GPS position.



## Swath merging









# Swath merging without a conditioner



## Swath merging without a conditioner

CROSS FLOW is a cost effective system for merging swaths. A cross flow auger is integrated in the mower unit to deposit the forage in the way you want it to be: Either merged as a swath, spread over the working width of the rear mower or as a wide swath to the side.

CROSS FLOW is available for the NOVACAT V 9200 and V 10000.

## Cost effectiveness

CROSS FLOW works without a conditioner and is characterized by its light tare weight compared to conventional swath merging systems. This not only conserves the soil, but also saves fuel: In comparison to the cross conveyor belt system, with CROSS FLOW 20% less power is required. The NOVACAT V 9200 CF in particular features impressively low weight and low power requirement.

## Best forage

Dispensing with the conditioner means that your forage is handled with minimum impact. Thanks to the closed trough shape, the forage is transported directly from the soil to the swath. Dirt collection is reduced to a minimum. In addition, disintegration losses are avoided. This provides optimum conditions for the best possible processing of plants that are rich in energy.

You can use the CROSS FLOW system in a variety of ways, both in grassland and for whole plant silage.



# CROSS FLOW



## Maximum output

The auger has a diameter of 1'8" and is installed at a slight angle in the mower unit.

This ensures optimum throughput.

Even large volume crops and whole plant silage are placed in a tidy swath at a high output.

Scraper bars on the rear panel of the auger ensure blockage-free operation with a wide variety of forage conditions.



## Driveline

The cross flow auger is powered by a robust V-belt drive. This withstands the toughest stresses, whilst ensuring a low weight.

The damping effect of the belts ensures smooth operation even with changing densities of crop.

The V-belt driveline also provides overload protection.

## Convenience

For the highest level of convenience, the rear flap can be opened hydraulically from the comfort of the tractor seat as standard. This makes the system ideal for flexible applications.

The CROSS FLOW system is versatile in the range of applications that it offers to make your working day in the field a great deal easier.

## Quicker drying

When the cross flow auger is open, the crop is turned into the flow of forage and spread wide, which accelerates the drying of the crop.

# Swath merging with a conditioner



## Swath merging with a conditioner

With the COLLECTOR you can mow, condition and swath in just one pass. You save time and money and reduce your weather risk.

Mowers equipped with the COLLECTOR offer flexible swath merging with the conditioner and cross conveyor belts. This proven system stands out especially for its loose and airy swath placement.

The COLLECTOR is available for the NOVACAT V 10000 ED / RC.

## Perfect ground tracking despite higher weight

Thanks to the hydraulic weight alleviation of the mower units on the NOVACAT V 10000, the pressure the cutter bar exerts on the ground can be easily adjusted. This ensures excellent ground tracking despite the higher weight due to the belt unit.



# COLLECTOR



## Maximum output

Even with large volumes of forage, your mower works reliably thanks to the large conditioner hood and the 3'2" wide belt. You are guaranteed neat swath placement at maximum output.



## Driveline

On the NOVACAT V 10000 the cross conveyor belts are driven by the tractor's hydraulics.

With the standard Selectline preselect control system, the operating speed can be set using the oil flowrate function on the tractor remote and adjusted using the control terminal.

On machines with the Profiline comfort control system, oil is supplied via the load sensing system. You can adjust the speed electronically using the control terminal. An automatic mode can also be activated to control this.

Optional accelerator rollers ensure particularly narrow swath placement.

## Convenience


With the COLLECTOR system, the crop can be placed as a wide blanket, in a swath, or wide-spread to one side.

For maximum convenience, you can pivot the two cross conveyor belts up and down as standard from the tractor seat.

## Easy to remove

It only takes a few minutes to remove the conveyor belts and park them on an optional chassis.

# Swath placement options



## CROSS FLOW

The rear flap can be opened hydraulically from the comfort of the tractor seat as standard. This makes the system ideal for flexible applications.

### Wide spread placement

For a more intensive drying effect, open both rear flaps to place a wider and airier blanket of forage.



### Swath placement for immediate collection

The swath is placed so that you can pick up and transport your forage away directly after mowing. This means that on hot summer days, for example, you can ensure that the crop does not dry too fast before you can harvest it.

### Intelligent swath placement

When the rear flap is closed on one side, the cross flow auger transports the crop from one mower to the center of the swath of the front mower. As a result, a loose and even swath is placed.

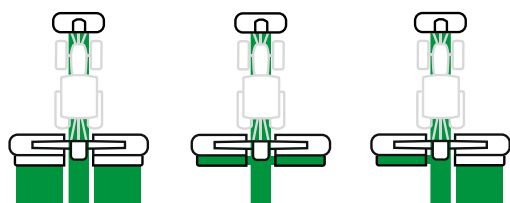


You can also mow around 62'3" in two lanes, but place the two swaths within approx. 39'4". This is like the CROSS FLOW system taking care of some of your rake work. The perfect follow-up implement is a four-rotor center-swath rake. In this way you can significantly reduce the number of passes and conserve the soil as well as your forage. You also save valuable time and fuel.

### Intelligent mowing

When mowing along the field boundary, the cross flow auger can transport the crop to the inside. This is done with one rear flap closed.

This ensures that your forage remains inside the field boundary during the subsequent tedding process.





# CROSS FLOW, COLLECTOR



## COLLECTOR

You have the choice when it comes to swath placement. Depending on your requirements, you can pivot the two cross conveyor belts up and down hydraulically conveniently from the tractor seat.

### Individual swaths

Raising the cross conveyor belts and narrowing the swath doors places three compact individual swaths.



### Wide spread placement

With the swath doors open, guide plates direct the flow of forage across the whole mowed width. The forage is deposited in a uniform and airy blanket.

### Three swaths in one

The conveyor belts place the three swaths into one large central swath.

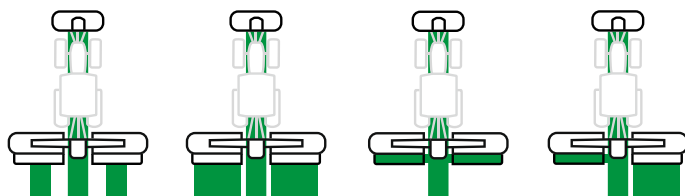


### Intelligent swath placement


With the conveyor belts lifted individually, up to 40 % raking work can be saved with a large TOP rake. That is how you save time and money.

### Optimum swath placement

A mechanically height-adjustable acceleration roller is available as an option for the NOVACAT V 10000 ED / RC. This lets you adjust the swath width. Compact swaths formed by running both COLLECTOR belts to one side are possible with the optional swath rake.



# Intelligent control



## BASIC CONTROL

The BASIC CONTROL preselect system enables multiple functions to be performed by a single spool valve at the push of a toggle switch.

Depending on the model, an actuator for the hydraulic transport interlock is included.



## SELECT CONTROL

The SELECT CONTROL terminal features a user-friendly design. With clearly assigned function keys and a 4.3" color touch screen, many machine functions can be preselected and operated using the tractor's hydraulic remote valves or controlled directly.

The brightness of the display and keyboard can be adjusted as needed, ensuring optimum illumination at any time of day or night.



## POWER CONTROL

The new entry-level POWER CONTROL terminal can be used to operate a wide selection of ISOBUS-capable machines made by PÖTTINGER. The most important feature is the keys that are printed with the relevant machine functions to ensure intuitive operation for both experienced and newbie drivers.

More functions can be controlled and user inputs made using the 5" color touch display. Optimized for day and night operation, the display also provides clear information on the operating status of the machine.





## EXPERT 75

The compact 5.6" EXPERT 75 ISOBUS terminal can be operated both directly via the touchscreen and using keys or a scroll wheel. Safe one-hand operation is supported by the grip bar. The ambient light sensor and the illumination of the function keys ensure convenient handling even at night.

- Can be used for the whole ISOBUS fleet
- Compact size does not obstruct field of vision
- AEF certified
- AUX joystick compatible



## CCI 1200

The 12" screen CCI 1200 ISOBUS terminal offers professional farmers a comprehensive function package to control all ISOBUS-compatible machines made by PÖTTINGER as well as other manufacturers. The terminal is operated like a tablet directly by touch. Navigation is kept simple so you find what you need with just a few taps. The terminal has a camera port. The integrated ambient light sensor automatically adjusts the brightness of the display.

- Flexible screen layout - can be configured individually
- AUX joystick compatible



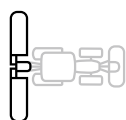
## ISOBUS AUX CCI A3 joystick

The AUX CCI A3 joystick makes it easy to control any of your ISOBUS machines. This is done using function keys that can be allocated freely and are separated by ridges. This avoids operator errors. Haptic feedback and all the icons displayed on the keys makes it even easier to work with the joystick.

Control concept	Operating element	NOVADISC 732, 812, 902				NOVACAT H 9500, H 11200		NOVACAT V 8400, V 9200		NOVACAT V 10000	
Basicline preselect system	BASIC CONTROL	□	■	■	—						
	Tractor terminal via ISOBUS cable	—	—	□	■						
Selectline preselect control system	SELECT CONTROL	—	—	□	□						
	Profileline comfort control system	—	—	—	□						
Profileline comfort control system	POWER CONTROL	—	—	—	□						
	EXPERT 75	—	—	—	□						
	CCI 1200	—	—	—	□						
	ISOBUS AUX CCI A3 joystick	—	—	—	□						

■ = Standard, □ = Optional

# Accessories



**Swathing discs  
left / right**



**Additional swathing  
discs**



**Feed cones**



**Wear skids**

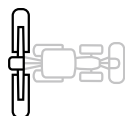
NOVADISC 732, 812, 902

☐

☐

☐

☐



NOVACAT H 9500, H 11200

☐

–

☐

☐

NOVACAT V 8400

☐

☐

☐

☐

NOVACAT V 8400 ED / RC

–

–

☐

☐

NOVACAT V 9200

☐

☐

☐

☐

NOVACAT V 9200 ED / RC

–

–

☐

☐

NOVACAT V 9200 CF

–

–

☐

☐

NOVACAT V 10000

☐

☐

☐

☐

NOVACAT V 10000 CF

–

–

☐

☐

NOVACAT V 10000 ED / RC

–

–

☐

☐

NOVACAT V 10000 ED / RC COLLECTOR

–

–

☐

☐

## More equipment options

- + Cable hose set for operating the hydraulic folding side guard on the NOVACAT ALPHA MOTION
- + Wide setting for NOVACAT RC
- + Swath rake for NOVACAT V 10000 COLLECTOR
- + Central greasing point on NOVACAT V 10000 ED and NOVACAT 10000 ED COLLECTOR



Often ordered together



High cut skids

Parking stands

Hydraulic folding side guard

Wheels for conditioner

Hose set for NOVACAT ALPHA MOTION

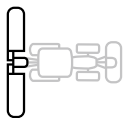
Marker boards and lighting

<input type="checkbox"/>	<input type="checkbox"/>	<input type="checkbox"/>	–	–	■
<input type="checkbox"/>	–	–	–	–	■
<input type="checkbox"/>	■	<input type="checkbox"/>	–	–	■
<input type="checkbox"/>	■	<input type="checkbox"/>	<input type="checkbox"/>	–	■
<input type="checkbox"/>	■	<input type="checkbox"/>	–	–	■
<input type="checkbox"/>	■	<input type="checkbox"/>	<input type="checkbox"/>	–	■
<input type="checkbox"/>	■	<input type="checkbox"/>	–	<input type="checkbox"/>	■
<input type="checkbox"/>	■	<input type="checkbox"/>	–	<input type="checkbox"/>	■
<input type="checkbox"/>	■	<input type="checkbox"/>	–	<input type="checkbox"/>	■
<input type="checkbox"/>	■	<input type="checkbox"/>	<input type="checkbox"/>	<input type="checkbox"/>	■
<input type="checkbox"/>	■	<input type="checkbox"/>	<input type="checkbox"/>	<input type="checkbox"/>	■

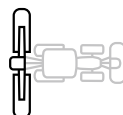
Configure your own machine.

■ = Standard, □ = Option

# Technical data



<b>Mower combinations with side pivot mounting</b>	<b>Working width</b>	<b>Mounting</b>	<b>Mower discs</b>	<b>Acres per hour up to</b>	<b>PTO speed</b>
NOVADISC 732	23'9"	Cat. 2, Cat. 3N	2 x 6	17 acres / h	1000 rpm
NOVADISC 812	26'6"	Cat. 2, Cat. 3N	2 x 7	22 acres / h	1000 rpm
NOVADISC 902	29'	Cat. 2, Cat. 3N	2 x 8	27 acres / h	1000 rpm



## **Mower combination with center pivot mounting**

NOVACAT H 9500	29'7" / 31'	Cat. 3	2 x 8	27 acres / h	1000 rpm
NOVACAT H 11200	35'1" / 36'6"	Cat. 3	2 x 10	32 acres / h	1000 rpm
NOVACAT V 8400	26'8" / 27'5"	Cat. 3N, Cat. 3	2 x 7	24 acres / h	1000 rpm
NOVACAT V 8400 ED	26'8" / 27'5"	Cat. 3N, Cat. 3	2 x 7	24 acres / h	1000 rpm
NOVACAT V 8400 RC	26'8" / 27'5"	Cat. 3N, Cat. 3	2 x 7	24 acres / h	1000 rpm
NOVACAT V 9200	29'4" / 30'2"	Cat. 3N, Cat. 3	2 x 8	29 acres / h	1000 rpm
NOVACAT V 9200 ED	29'4" / 30'2"	Cat. 3N, Cat. 3	2 x 8	29 acres / h	1000 rpm
NOVACAT V 9200 ED	29'4" / 30'2"	Cat. 3N, Cat. 3	2 x 8	29 acres / h	1000 rpm
NOVACAT V 9200 CF	29'4" / 30'2"	Cat. 3N, Cat. 3	2 x 8	29 acres / h	1000 rpm
NOVACAT V 10000	29'1" - 31'6" 30'5" - 32'10"	Cat. 3, Cat. 4N	2 x 8	29 acres / h	1000 rpm
NOVACAT V 10000 ED	29'1" - 31'6" 30'5" - 32'10"	Cat. 3, Cat. 4N	2 x 8	29 acres / h	1000 rpm
NOVACAT V 10000 RC	29'1" - 31'6" 30'5" - 32'10"	Cat. 3, Cat. 4N	2 x 8	29 acres / h	1000 rpm
NOVACAT V 10000 ED CL	29'1" - 31'6" 30'5" - 32'10"	Cat. 3, Cat. 4N	2 x 8	29 acres / h	1000 rpm
NOVACAT V 10000 RC CL	29'1" - 31'6" 30'5" - 32'10"	Cat. 3, Cat. 4N	2 x 8	29 acres / h	1000 rpm
NOVACAT V 10000 CF	29'1" - 31'6" 30'5" - 32'10"	Cat. 3, Cat. 4N	2 x 8	29 acres / h	1000 rpm

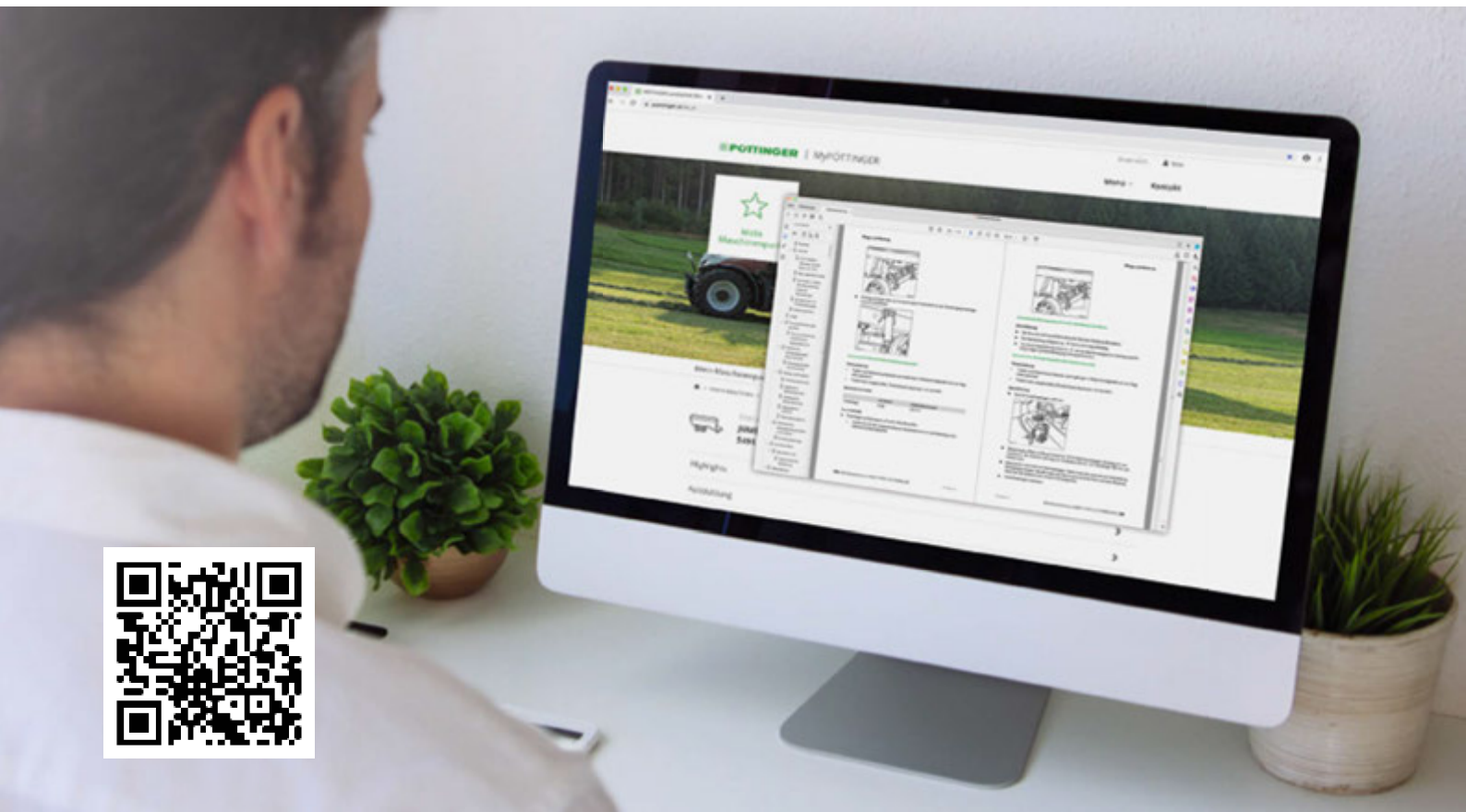
Cat. 2 = dia. 2 / width 2, Cat. 3N = dia. 3 / width 2, Cat. 3 = dia. 3 / width 3, Cat. 4N = dia. 4 / width 3



# NOVADISC / NOVACAT

## Mower combinations

Distance between rear mowers	Placement width without swathing discs	Placement width with 2 / 4 swathing discs	Transport height	Weight
6'6"	5'7"	4'11" / 3'7"	10'2"	2755 lbs
6'6"	7'7"	5'7" / 4'3"	11'6"	3,164 lbs
6'6"	8'2"	6'10" / 5'7"	12'9"	3,439 lbs
6'11" / 8'4"	8'2"	6'10" / -	–	3,968 lbs
6'11" / 8'4"	11'10"	9'10" / -	–	4,498 lbs
6'8" / 7'6"	6'10"	5'7" / 4'3"	11'10"	4,168lbs
6'8" / 7'6"	5'11" - 8'10"	–	11'10"	5,335 lbs
6'8" / 7'6"	5'11" - 8'10"	–	11'10"	5,335 lbs
6'8" / 7'6"	8'2"	6'10" / 5'7"	13'1"	4,385 lbs
6'8" / 7'6"	7'2" - 10'2"	–	13'1"	5,776 lbs
6'8" / 7'6"	7'2" - 9'10"	–	13'1"	5,776 lbs
6'8" / 7'6"	–	–	13'1"	6,393 lbs
6'5" - 8'10" 7'8" - 10'2"	8'2"	6'10" / 5'7"	13'1"	5,180 lbs
6'5" - 8'10" 7'8" - 10'2"	7'2" - 10'2"	–	13'1"	6,790lbs
6'5" - 8'10" 7'8" - 10'2"	7'2" - 9'10"	–	13'1"	6,966 lbs
6'5" - 8'10" 7'8" - 10'2"	7'2" - 10'2"	–	13'1"	8,333 lbs
6'5" - 8'10" 7'8" - 10'2"	7'2" - 9'10"	–	13'1"	8,575 lbs
6'5" - 8'10" 7'8" - 10'2"	–	–	13'1"	7,297 lbs



## MyPÖTTINGER – it's easy. Anytime. Anywhere.

### Benefit from numerous advantages

MyPÖTTINGER is our customer portal that provides you with key information about your PÖTTINGER machines.

Get specific information and useful tips on your PÖTTINGER machines in "My machines". And find out more about the PÖTTINGER product range.

### My machines



Add your PÖTTINGER machinery to "My machines" and assign a name. You will receive valuable information such as: useful tips on your machine, operating instructions, spare parts lists, maintenance information, as well as all the technical details and documentation.

### Info on the product range

MyPÖTTINGER provides you with machine-specific information for all machines built starting 1997.

Scan the QR code on the machine's data plate with a smartphone or tablet or go to [www.mypoettinger.com](http://www.mypoettinger.com) and enter the machine number from the comfort of your own home. You will immediately receive all the information on your machine, such as: instruction manuals, equipment options information, brochures, photos and videos.





## Rely on the original

PÖTTINGER ORIGINAL PARTS meet the highest demands in terms of functionality, reliability and performance. These are characteristics that PÖTTINGER is committed to delivering.

That is why we manufacture PÖTTINGER ORIGINAL PARTS from the highest quality materials. We ideally match each individual spare part and wear part to your machinery's overall system. This is because different soil and operating conditions often need to be taken into consideration.

We have been listening to our customers and now offer three different lines – CLASSIC, DURASTAR and DURASTAR PLUS – to make sure you have the right part to meet every requirement. ORIGINAL PARTS are worth every cent, because know-how cannot be copied.

## Your advantages

- Immediate and long-term availability.
- Maximum durability thanks to innovative production processes and the use of the highest quality materials.
- Avoidance of malfunctions due to a perfect fit.
- The best working results thanks to optimum match to the overall system of the machine.
- Save time and costs thanks to longer replacement intervals on wear parts.
- Comprehensive quality testing.
- Ongoing advancement through research and development.
- Worldwide spare parts supply.
- Attractive, competitive prices for all spare parts.

## Wear parts

The CLASSIC line is for standard duty applications. With these ORIGINAL INSIDE parts we have defined the benchmark for quality, best price/performance ratio and reliability.

DURASTAR is the innovation on the wear components market – durable, high quality, productive and reliable.

Are you used to putting your machines to work in the most extreme conditions? Then the DURASTAR PLUS line is the right choice for you.



## More success with PÖTTINGER

- A family-owned company since 1871  
Your reliable partner
- Specialist for arable and grassland
- Future-safe innovation for outstanding working results
- Roots in Austria – at home throughout the world

## You can rely on our PÖTTINGER mower combinations

- Best forage thanks to perfect ground tracking
- First class cutting quality with the field-proven PÖTTINGER cutter bar
- High quality design of strong and reliable mowers
- Straightforward and convenient operation

## Ask for more information:

### **PÖTTINGER Landtechnik GmbH**

Industriegelände 1  
4710 Grieskirchen  
Austria  
Phone +43 7248 600-0  
info@poettinger.at  
www.poettinger.at

### **POETTINGER Canada Inc.**

460 Rue Robinson Sud  
Granby, QC, J2G 7N6  
Canada  
Phone +1 450 372 5595  
info@poettinger.ca  
www.poettinger.ca

### **POETTINGER US, Inc.**

2855 Slover Road  
Valparaiso, IN 46383  
USA  
Phone +1 219 510 5534  
info@poettinger.us  
www.poettinger.us